




Be unique and let your colors shine!

**eLearning Plans for Grade 1 , Week # 4**



Complete the daily tasks for each subject. Click the links on the right side to view each day's lessons in ELA, Math, and Health/Social-Emotional Wellbeing to access the activities.

<b>Day 1</b>		<b>Videos, Activities, Handouts</b>
<b>ELA</b> 	<p><b>Topic:</b> I can read a text and identify the author's purpose: explain, entertain, inform, or persuade.</p> <p><b>Tasks:</b></p> <ol style="list-style-type: none"> <li>1. Watch the video lesson.</li> <li>2. Complete worksheet.</li> </ol> <p><b>Talk with Your Family:</b></p> <ol style="list-style-type: none"> <li>1. Practice retelling the story of Rosa Parks to your family.</li> <li>2. After you read a book, discuss the author's purpose for writing the book.</li> </ol>	<p><b>*Instructional Video</b></p> <p><b>*Google Slides Lesson</b></p> <p><b>*Shared Text: Riding with Rosa Parks</b></p> <p><b>*Worksheet</b></p> <p style="text-align: center;"><b>Optional Activities</b></p> <p><b>*Sight Words Practice</b></p> <p><b>*Phonics Practice</b></p>
<b>MATH</b> 	<p><b>Topic:</b> STANDARD ~1.MDA.3</p> <p>Use analog and digital clocks to tell and record time to the hour and half hour.</p> <p><b>Tasks:</b></p> <ol style="list-style-type: none"> <li>1. Watch the video lesson.</li> <li>2. Complete math practice.</li> </ol>	<p><b>*Instructional Video</b></p> <p><b>*Google Slides Lesson</b></p> <p><b>*Math Practice</b></p> <p style="text-align: center;"><b>Optional Activities</b></p> <p><b>Boddle Learning</b></p>
<b>Independent Reading</b> 	<p>★ Read for 20-30 minutes per day. You can read your favorite book or magazine, or choose from online books and magazines linked to the right.</p>	<p><b>Read Aloud</b></p> <p><b>Enemy Pie</b></p>

Be unique and let your colors shine!

**eLearning Plans for Grade 1 , Week # 4**

Complete the daily tasks for each subject. Click the links on the right side to view each day's lessons in ELA, Math, and Health/Social-Emotional Wellbeing to access the activities.

Day 2		Videos, Activities, Handouts
<p><b>ELA</b></p>  <p><b>Topic:</b> Word Work  <b>Tasks:</b>            1. Briefly sing the homophone song, <i>there, their, and they're</i> with your students.            2. Tell students that they are going to learn two words that they will often see in books they read. Write the words <i>their</i> and <i>there</i> on your board or paper, and read the words aloud. Have the students read the words with you.            3. Point out that while these words sound the same, they have different meanings. Explain that the word <i>their</i> is used when something belongs to someone and the word <i>there</i> is used when dealing with placement.            4. Write the following sentences on your board or paper:  <b>Angela and Corrine lost _____ library books.</b>  <b>_____ is a lost and found for library books in Ms. Granger's classroom.</b>            5. Ask students to decide which word (<i>there</i> or <i>their</i>) belongs in each blank space.            6. Introduce, explain, and have students complete the high-frequency words <i>their</i> and <i>there</i> worksheet. If time allows, discuss their responses.  <b>Talk with Your Family:</b>            Have students independently read their book <i>Riding with Rosa Parks</i> to a family member. Afterwards, encourage them to summarize the events of the story in their own words.</p>	<p>*<a href="#">Instructional Video</a>            *<a href="#">Google Slides Lesson</a>            *<a href="#">Shared Text: Riding with Rosa Parks</a>            *<a href="#">Homophone Song: There, Their, and They're</a>            *<a href="#">Their and There Worksheet</a></p> <p><b>Optional Activities:</b>            *<a href="#">Interactive Homophone Game: Animal Talent Show</a></p>	
<p><b>MATH</b></p>  <p><b>Topic:</b> STANDARD ~1.MDA.3            Use analog and digital clocks to tell and record time to the hour and half hour  <b>Tasks:</b>            1. Watch the video lesson.            2. Complete Math Practice.</p>	<p>*<a href="#">Instructional Video</a>            *<a href="#">Google Slides Lesson</a>            *<a href="#">Math Practice</a></p> <p><b>Optional Activities</b>            *<a href="#">Boddle Learning</a></p>	
<p><b>Independent Reading</b></p>	<p>★ Read for 20-30 minutes per day. You can read your favorite book or magazine, or choose from online books and magazines linked to the right.</p>	<p><b>Read Aloud</b>            *<a href="#">The Word Collector</a></p>

Be unique and let your colors shine!

**eLearning Plans for Grade 1 , Week # 4**

Complete the daily tasks for each subject. Click the links on the right side to view each day's lessons in ELA, Math, and Health/Social-Emotional Wellbeing to access the activities.

**Day 3**

**Videos, Activities, Handouts**

**ELA**



**Topic:** Phonics: ai and ay

**Tasks:**

1. Sing the **What Do the Letters Say?** from Have Fun Teaching. Ask students to name the letters in the alphabet that are vowels. Explain that the letter y is sometimes considered a vowel.
2. Write the words **rain** and **day** on the board or on your paper. Read the words aloud with students. Ask them what the two words have in common (**both -ai and -ay make the long /a/ sound**).
3. Play the **Nessy Spelling Strategy** Video Clip: When To Use ai ay Vowel Digraphs. Remind students that when two vowels are together, the first vowel usually makes the long sound and the second vowel is silent. Circle the ai and ay in **rain** and **day**. Have students repeat the words, stressing the long /a/ sound.
4. Write the following words on the board and ask students to read them aloud: **drain, play, stain, Tuesday, complain, rain, payday, and apple**. Select volunteers to share the words that make the long a sound.

**Talk with Your Family:**

Ask students to create a timeline based on factual events of their own life. Some examples of what to include on the timeline would be - birth, the first tooth lost, the arrival of a sibling, a family trip, an award earned, and so on. Have students sequence the events in order on their timeline and share information with their family.

- \*[Instructional Video](#)
- \*[Google Slides Lesson](#)
- \*[Shared Text: Riding with Rosa Parks](#)
- \*[What Do the Letters Say?](#)
- \*[Nessy Spelling Strategy Video](#)

- Optional Activities:**
- \*[All About Me Timeline Template](#)
  - \*[Sight Words Balloon Pop Online Game](#)
  - \*[Basic Sight words Handwriting Worksheet](#)

**MATH**



**Topic:** STANDARD ~1.MDA.3

Use analog and digital clocks to tell and record time to the hour and half hour.

**Tasks:**

1. Watch the video lesson.
2. Complete Math Practice.

- \*[Instructional Video](#)
- \*[Google Slides Lesson](#)
- \*[Math Practice](#)

- Optional Activities**
- [Boddle Learning](#)

**Independent  
Reading**






- ★ Read for 20-30 minutes per day. You can read your favorite book or magazine, or choose from online books and magazines linked to the right.

**Read Aloud**  
[Pete the Cat and the  
Missing Cupcakes](#)

Be unique and let your colors shine!

**eLearning Plans for Grade 1 , Week # 4**




Complete the daily tasks for each subject. Click the links on the right side to view each day's lessons in ELA, Math, and Health/Social-Emotional Wellbeing to access the activities.

<b>Day 4</b>		<b>Videos, Activities, Handouts</b>
 <p><b>ELA</b></p>	<p><b>Topic:</b> I can ask and answer who, what, when, where, why, and how questions before, during, and after reading a text.</p> <p><b>Tasks:</b></p> <ol style="list-style-type: none"> <li>1. Watch the video lesson.</li> <li>2. Complete worksheet.</li> </ol> <p><b>Talk with Your Family:</b></p> <ol style="list-style-type: none"> <li>1. After reading a text, retell the story to your family.</li> <li>2. Have a family member ask you to answer who, what, when, where, why, and how questions after you read a story.</li> </ol>	<p>*<a href="#">Instructional Video</a></p> <p>*<a href="#">Google Slides Lesson</a></p> <p>*<a href="#">Shared Text: Riding with Rosa Parks</a></p> <p>*<a href="#">Worksheet</a></p> <p style="text-align: center;"><b>Optional Activities</b></p> <p><a href="#">Sight Words Practice</a></p> <p><a href="#">Phonics Practice</a></p>
 <p><b>MATH</b></p>	<p><b>Topic:</b> STANDARD ~1.MDA.6</p> <p>Identify a penny, nickel, dime, and quarter and write the coin values using a cent symbol</p> <p><b>Tasks:</b></p> <ol style="list-style-type: none"> <li>1. Watch the video lesson.</li> <li>2. Complete Math Practice.</li> </ol>	<p>*<a href="#">Instructional Video</a></p> <p>*<a href="#">Google Slides Lesson</a></p> <p>*<a href="#">Math Practice</a></p> <p style="text-align: center;"><b>Optional Activities</b></p> <p>*<a href="#">Boddle Learning</a></p>
<p><b>Independent Reading</b></p> 	<p>★ Read for 20-30 minutes per day. You can read your favorite book or magazine, or choose from online books and magazines linked to the right.</p>	<p><b>Read Aloud</b></p> <p>*<a href="#">If I Ran for President</a></p>

Be unique and let your colors shine!

**eLearning Plans for Grade 1 , Week # 4**

Complete the daily tasks for each subject. Click the links on the right side to view each day's lessons in ELA, Math, and Health/Social-Emotional Wellbeing to access the activities.

Day 5		Videos, Activities, Handouts
<p><b>ELA</b></p> 	<p><b>Topic:</b> Comprehension: Famous African American Research</p> <p><b>Tasks:</b></p> <ol style="list-style-type: none"> <li>1. Watch the video titled, <b>The ABCs of Black History Month</b>.</li> <li>2. After reviewing the video, brainstorm a list of famous African Americans together. Have students select one person to research.</li> <li>3. Using the Internet as a resource, ask students to research the following information about the person they selected: <b>early life, character traits, what their person is famous for,</b> and <b>fun facts</b>. Students should use the Biography Graphic Organizer to help them organize their thoughts before they begin writing.</li> </ol> <p><b>Talk with Your Family:</b> Invite students to share their writing with a family member.</p>	<p>*<a href="#">Instructional Video</a></p> <p>*<a href="#">Google Slides Lesson</a></p> <p>*<a href="#">The ABCs of Black History Month</a></p> <p>*<a href="#">Biography Graphic Organizer</a></p> <p>*<a href="#">Handwriting Paper for Story Writing</a></p> <p><b>Optional Activities:</b></p> <p>*<a href="#">Syllables Practice with Blazer Fresh (Go Noodle)</a></p>
<p><b>MATH</b></p> 	<p><b>Topic:</b> STANDARD ~1.G.3 Partition two-dimensional shape (i.e., square, rectangle, triangle, hexagon, rhombus, trapezoid, and circle).</p> <p><b>Tasks:</b></p> <ol style="list-style-type: none"> <li>1. Watch the video lesson.</li> <li>2. Complete Math Practice.</li> </ol>	<p>*<a href="#">Instructional Video</a></p> <p>*<a href="#">Google Slides Lesson</a></p> <p>*<a href="#">Math Practice</a></p> <p><b>Optional Activities</b></p> <p>*<a href="#">Boddle Learning</a></p>
<p><b>Independent Reading</b></p> 	<p>★ Read for 20-30 minutes per day. You can read your favorite book or magazine, or choose from online books and magazines linked to the right.</p>	<p><b>Read Aloud</b></p> <p>*<a href="#">The Day You Begin</a></p>