


Be unique and let your colors shine!

**eLearning Plans for Grade 1, Week #2**

Complete the daily tasks for each subject. Click the links on the right side to view each day's lessons in ELA, Math, and Health/Social-Emotional Wellbeing to access the activities.

Day 1		Videos, Activities, Handouts
 <p><b>ELA</b></p>	<p><b>Topic:</b> Making Predictions  <b>Tasks:</b>            1. Take a "Book Walk."            Discuss front and back covers, title, and author.            Ask students what they see on the cover.  <b>Examples:</b>  <i>On the cover I see _____. The title of the book is_____.</i>            2. Encourage students to predict what the text will be about, on the basis of the title and photographs.  <b>Ask:</b>            -What do you think this book will be about?            -What can you tell about this book just by looking at the cover?            -What is the title of this book?            -What is the author's name?            -What does an author do?            3. Take a brief picture walk of each page in the book to point out the map, photographs, the labels on the photographs, and the glossary. Highlight elements in the graphic features relating to the book and the concept that graphic features support what is read.            4. Read the book, <b><i>Birds of the Amazon RainForest</i></b>. Read to illustrate fluency and expression. Stop occasionally to make brief predictions or think aloud. The focus should be on reading for enjoyment.  <b>Talk with Your Family:</b>            1. The student is encouraged to independently read their book aloud to their family. Remind them to read with expression while they're reading.</p>	<p>*<a href="#">Instructional Video</a>            *<a href="#">Google Slides Lesson</a>            *<a href="#">Shared Reading: Birds of the Amazon Rainforest</a></p> <p><b>Optional Activities:</b>            *<a href="#">Consonant Blends The Letter 'S' (Phonics)</a>            *<a href="#">Basic Sight Words Handwriting Practice</a></p>
<p><b>MATH</b></p>	<p><b>Topic:</b> Decompose a number within 20 into tens and ones            STANDARD ~1.NSBT.2.c            Understand place value through 99 by demonstrating that two-digit numbers can be decomposed in a variety of ways and record the decomposition as an equation.  <b>Tasks:</b></p>	<p>*<a href="#">Instructional Video</a>            *<a href="#">Google Slides Lesson</a>            *<a href="#">Roll It! Make It! Expand It!</a></p> <p><b>Optional Activities:</b>            *<a href="#">Place Value Games/</a></p>



1. Watch the video lesson.
2. Play Roll It! Make It! Expand It!

**Activities**  
\*Base Ten Fun - Online Interactive Game

**Independent Reading**





- ★ Read for 20-30 minutes per day. You can read your favorite book or magazine, or choose from online books and magazines linked to the right.

**Read Aloud:**  
\*No Mirrors in My Nana's House

Be unique and let your colors shine!

**eLearning Plans for Grade 1, Week #2**

Complete the daily tasks for each subject. Click the links on the right side to view each day's lessons in ELA, Math, and Health/Social-Emotional Wellbeing to access the activities.

Day 2		Videos, Activities, Handouts
<p><b>ELA</b></p> 	<p><b>Topic:</b> Academic Vocabulary  <b>Tasks:</b>            1. Chorally read <i>Birds of the Amazon Rainforest</i>. Read at a slightly slower pace. Students should be encouraged to join in the reading if they can.            2. Have students independently write a question that would require a reader to search in the text for the answer. Have them share their question aloud. Classmates should locate the answer by highlighting evidence in the book that supports their answer.            3. Discuss the following academic vocabulary word with students: <b>through (p.5)</b>            Point to the use of this word in the book, and then use it in a different sentence. Next, model for students how to create a poster using this word. The visual should include:</p> <ul style="list-style-type: none"> <li>● the word and it's part of speech</li> <li>● the definition</li> <li>● the word in an example sentence</li> <li>● and a picture illustrating the meaning of the word</li> </ul> <p>Note: <b><i>It's critical that the teacher create this visual before the lesson so that students have a clear idea of what you're expecting.</i></b></p> <p><b>Talk with Your Family:</b></p> <ol style="list-style-type: none"> <li>1. Students are encouraged to share their poster with family. They could also discuss with their family another book they may have read about the rainforest or colorful birds.</li> </ol>	<p>*<a href="#">Instructional Video</a>            *<a href="#">Google Slides Lesson</a>            *<a href="#">Shared Text: Birds of the Amazon Rainforest</a>            *<a href="#">Word Map for Poster</a></p> <p><b>Optional Activities:</b>            *<a href="#">Stretchy the Word Snake (Phonics)</a>            *<a href="#">Basic Sight Words Handwriting Practice</a></p>
<p><b>MATH</b></p> 	<p><b>Topic:</b> Decompose a number within 20 into tens and ones            STANDARD ~1.NSBT.2.c            Understand place value through 99 by demonstrating that two-digit numbers can be decomposed in a variety of ways and record the decomposition as an equation.  <b>Tasks:</b></p> <ol style="list-style-type: none"> <li>1. Watch the video lesson.</li> <li>2. Play Place Value Pick Up Sticks.</li> </ol>	<p>*<a href="#">Instructional Video</a>            *<a href="#">Google Slides Lesson</a>            *<a href="#">Place Value Pick Up Sticks</a>  <b>Optional Activities:</b>            *<a href="#">Place Value Games/Activities</a>            *<a href="#">Base Ten Fun - Online Interactive Game</a></p>

**Independent  
Reading**



- ★ Read for 20-30 minutes per day. You can read your favorite book or magazine, or choose from online books and magazines linked to the right.

**Read Aloud:**  
\*[Abiyoyo](#)

Be unique and let your colors shine!

**eLearning Plans for Grade 1, Week #2**

Complete the daily tasks for each subject. Click the links on the right side to view each day's lessons in ELA, Math, and Health/Social-Emotional Wellbeing to access the activities.

**Day 3**

**Videos, Activities, Handouts**

**ELA**



**Topic:** Phonics

**Tasks:**

1. Review front and back covers. Using the vocabulary cards as prompts, ask students to retell the text.
2. Watch the video about the R-controlled vowel - ar.
3. Write the words **cat** and **fat** on your paper or board and read them aloud. Ask students what vowel sound they hear.
4. Write the word **car** and **far** on your paper or board and read it aloud. Circle the letter r and explain that when it follows the vowel, the vowel sound is neither long nor short. Explain to students that the sound is R-controlled.
5. Ask students to brainstorm and come up with other words that have an r-controlled sound. Write the words on your paper as students say them.
6. Finally, read the list of words together and circle the -ar in each word as you say each word out loud.
7. Project page 5 of ***Birds of the Amazon Rainforest*** and read it aloud with students. Ask them to find a word with -ar in it (**sharp**). Ask students to circle the work and underline the -ar.
8. Repeat with page 6 and ask students to look for another word with -ar (**dark**).

**Talk with Your Family:**

Complete the activity Decoding Silly AR Words by following the steps listed below.

- Highlight the 'ar' in each word
- Read the words on the page from left to right.
- Read the words from top to bottom.
- Challenge: practice reading the words to a family member in 1 minute.

- \*[Instructional Video](#)
- \*[Google Slides Lesson](#)
- \*[Shared Text: Birds of the Amazon Rainforest](#)
- \*[Vocabulary Cards](#)
- \*[Decoding Silly AR Words Worksheet](#)

- Optional Activities:**
- \*[Jack Harman- What is a blend? \(Phonics\)](#)
  - \*[Basic Sight Words Handwriting Practice](#)

**MATH**



**Topic:** Compare Numbers ~ Greater Than, Less Than, Equal To  
STANDARD ~1.NSBT.3

Compare two two-digit numbers based on the meanings of the tens and ones digits, using the words *greater than*, *equal to*, or *less than*.

**Tasks:**

- \*[Instructional Video](#)
- \*[Google Slides Lesson](#)
- \*[Math Practice](#)

- Optional Activities:**
- \*[Comparing Two-Digit](#)

1. Watch the video lesson.
2. Complete Math Practice.

**Numbers**  
**\*Base Ten Fun - Online Interactive Game**

**Independent Reading**






- Read for 20-30 minutes per day. You can read your favorite book or magazine, or choose from online books and magazines linked to the right.

**Read Aloud:**  
**\*Pete the Cat and His Four Groovy Buttons**

Be unique and let your colors shine!

**eLearning Plans for Grade 1, Week #2**

Complete the daily tasks for each subject. Click the links on the right side to view each day's lessons in ELA, Math, and Health/Social-Emotional Wellbeing to access the activities.

Day 4		Videos, Activities, Handouts
 <p><b>ELA</b></p>	<p><b>Topic:</b> Comprehension: Main Idea</p> <p><b>Tasks:</b></p> <ol style="list-style-type: none"> <li>1. Review the main idea video from Brainpop Jr. with students. <b>Begin the video at 2:16, How do you find the main idea of a nonfiction book? Stop at 3:07.</b></li> <li>2. Project the cover. Point out to students that the main idea of this book, or what the book is mostly about, is that <b>many colorful birds live in the Amazon Rainforest.</b></li> <li>3. Project <b>page 4</b>. Underline the details that support this main idea (<b>dazzling bird, a rainbow with wings</b>).</li> <li>4. Continue reading the book, page by page. After you read each page, ask students to share details that support the main idea.</li> </ol> <p><b>Talk with Your Family:</b></p> <ol style="list-style-type: none"> <li>1. Share important facts of the book with a family member, using the vocabulary cards as prompts.</li> <li>2. Go on a virtual field trip with your family to the Amazon Rainforest</li> </ol>	<p>*<a href="#">Instructional Video</a></p> <p>*<a href="#">Google Slides Lesson</a></p> <p>*<a href="#">Shared Text: Birds of the Amazon Rainforest</a></p> <p>*<a href="#">Vocabulary Cards</a></p> <p>*<a href="#">Main Idea Video Clip</a></p> <p>*<a href="#">Virtual Rainforest - Amazon Rainforest</a></p> <p><b>Optional Activities:</b></p> <p>*<a href="#">Jack Harman- What is a blend? (R-blend) Phonics</a></p> <p>*<a href="#">Basic Sight Words Handwriting Practice</a></p>
 <p><b>MATH</b></p>	<p><b>Topic:</b> Adding 2-Digit Numbers Without Regrouping</p> <p>STANDARD ~1.NSBT.4</p> <p>Add through 99 using concrete models, drawings, and strategies based on place value.</p> <p><b>Tasks:</b></p> <ol style="list-style-type: none"> <li>1. Watch the video lesson.</li> <li>2. Complete Math Practice.</li> </ol>	<p>*<a href="#">Instructional Video</a></p> <p>*<a href="#">Google Slides Lesson</a></p> <p>*<a href="#">Math Practice</a></p> <p><b>Optional Activities:</b></p> <p>*<a href="#">Addition Interactive Games - Splash Learn</a></p>
 <p><b>Independent Reading</b></p>	<ul style="list-style-type: none"> <li>• Read for 20-30 minutes per day. You can read your favorite book or magazine, or choose from online books and magazines linked to the right.</li> </ul>	<p><b>Read Aloud:</b></p> <p>*<a href="#">Mary Had a Little Glam</a></p>

Be unique and let your colors shine!

**eLearning Plans for Grade 1, Week #2**

Complete the daily tasks for each subject. Click the links on the right side to view each day's lessons in ELA, Math, and Health/Social-Emotional Wellbeing to access the activities.

**Day 5**

**Videos, Activities, Handouts**

**ELA**



**Topic:** Comprehension: Animal Research

**Tasks:**

1. Briefly discuss with students our rainforest theme for the week. As a class, brainstorm a list of animals/things students might see in the rainforest. List their ideas on paper. Examples are also listed below if students are having a difficult time with this task. (**Examples: anteater, butterfly, flowers, chameleon, hummingbird, jaguar, plant, monkey, panther, parrot, toucan, tiger, tree frog, sloth, etc.**).
2. Say, "Today we are going to research and write informational books about animals."
3. Watch the video clip about rainforest animals.
4. Show students the list of terms you've brainstormed together. Now would be a good time to add any new animals to your list.
5. Introduce the **Tell About Animals** worksheet. Select an animal to research and model how to complete the questions on the worksheet.
6. Have students begin by researching an animal of their choice using the **Tell About Animals** worksheet by using at least one informational online resource.
7. After their planning worksheet is complete, students can move onto planning and writing the words in their books.

**Extension:**

Students will write one section of their book on each page of their handwriting paper. The four sections will be: **What My Animal Looks Like, What My Animal Eats, Where My Animal Lives, and Fun Facts.** **In order to keep students from being overwhelmed, it's a good idea to complete the Tell About Animals worksheet on day one and begin story writing on the following day.**

**Talk with Your Family:**

Students share their Tell About Animals worksheet with a family member. Ask students what other topics or animals they would like to research in the future.

- \*[Instructional Video](#)
- \*[Google Slides Lesson](#)
- \*[Shared Text: Birds of the Amazon Rainforest](#)
- \*[Rainforest Animals Video Clip](#)
- \*[Tell About Animals Worksheet](#)
- \*[Handwriting Paper to Make Book](#)

- Optional Activities:**
- \*[3-Letter Clusters Phonics](#)



**MATH**



**Topic:** Adding 2-Digit Numbers With Regrouping

STANDARD ~1.NSBT.4

Add through 99 using concrete models, drawings, and strategies based on place value.

**Tasks:**

1. Watch the video lesson.
2. Complete Math Practice.

[\\*Instructional Video](#)  
[\\*Google Slides Lesson](#)  
[\\*Math Practice](#)  
**Optional Activities:**  
[\\*Printable Game](#)

**Independent Reading**



- ★ Read for 20-30 minutes per day. You can read your favorite book or magazine, or choose from online books and magazines linked to the right.

**Read Aloud:**  
[\\*Mufaro's Beautiful Daughters](#)