




Be unique and let your colors shine!

eLearning Plans for Grade 1 , Week # 1




Complete the daily tasks for each subject. Click the links on the right side to view each day's lessons in ELA, Math, and Health/Social-Emotional Wellbeing to access the activities.

| Day 1 | | Videos, Activities, Handouts |
|----------------------------------------------------------------------------------------------------------------------|-------------------------------------------------------------------------------------------------------------------------------------------------------------------------------------------------------------------------------------------------------------------------------------------------------------------------------------------------------------------------------------------------------------------------------------------------------------------------------------------------------------------------------------------------------------------------------------------------------------|--------------------------------------------------------------------------------------------------------------------------------------------------------------------------------------------------------------------------------------------------------------------------------------------------------------------------------------|
| <p>ELA</p>  | <p>Topic: Introducing the text by using background knowledge and text clues (Title & Pictures) to make predictions about the text. Using the words beginning, middle, and end, to retell the important parts of a story.</p> <p>Tasks:</p> <ol style="list-style-type: none"> 1. Watch the video lesson. 2. Complete the worksheet. <p>Talk with Your Family:</p> <ol style="list-style-type: none"> 1. Practice reading your story, "Cleaning My Room". 2. Practice using the words beginning, middle, and end to retell a story. | <p>*Instructional Video *Google Slides Lesson *Shared Text: Cleaning My Room *Worksheet</p> <p>Optional Activities *Sight Words *Phonics Video</p> |
| <p>MATH</p>  | <p>Topic: Grouping Numbers as Tens and Ones STANDARD ~1.NSBT.2.a Understand place value through 99 by demonstrating that ten ones can be thought of as a bundle (group) called a "ten".</p> <p>Tasks:</p> <ol style="list-style-type: none"> 1. Watch the video lesson. 2. Complete Math Practice | <p>*Instructional Video *Google Slides Lesson *Math Practice</p> <p>Optional Activities *Understanding Place Value - Interactive Games</p> |
| <p>Independent Reading</p>  | <p>★ Read for 20-30 minutes per day. You can read your favorite book or magazine, or choose from online books and magazines linked to the right.</p> | <p>Read Aloud *Please, Please the Bees</p> |

Be unique and let your colors shine!

eLearning Plans for Grade 1 , Week # 1




Complete the daily tasks for each subject. Click the links on the right side to view each day's lessons in ELA, Math, and Health/Social-Emotional Wellbeing to access the activities.

| Day 2 | | Videos, Activities, Handouts |
|-----------------------------------------------------------------------------------------------------------------------|--------------------------------------------------------------------------------------------------------------------------------------------------------------------------------------------------------------------------------------------------------------------------------------------------------------------------------------------------------------------------------------------------------------------------------------------------------------------------------------------------------------------------------------------------------------------------------------------------------------------------------------------------------------------------------------------------------------------------------------------------------------------------------------------------------------------------------------------------------------------------------------------------------------------------------------------------------|-----------------------------------------------------------------------------------------------------------------------------------------------------------------------------------------------------------------------------------------------------------------------------------------------------|
| <p>ELA</p>  | <p>Topic: Recognizing and Reading New Sight Words</p> <p>Tasks:</p> <ol style="list-style-type: none"> 1. Watch the video lesson on sight words. 2. Read the story, "Cleaning My Room". 3. Look for sight words one at a time. Use crayons to color the sight words when you find them. <ul style="list-style-type: none"> Color the word can, red. Color the word me, blue. Color the word my, green. Color the word you, yellow. 4. On notebook paper, practice writing your sight words. <p>Talk with Your Family:</p> <ol style="list-style-type: none"> 1. Practice reading your story, "Cleaning My Room". 2. Practice retelling the story. 3. Practice your new sight word list by saying them, spelling them, writing them, and using them in a sentence. | <p>*Instructional Video</p> <p>*PowerPoint</p> <p>*Shared Text: Cleaning My Room</p> <p>*Writing Paper</p> <p>Optional Activities:</p> <p>*Sight Words Practice</p> <p>*Phonics Practice</p> |
| <p>MATH</p>  | <p>Topic: Representing two-digit numbers with model</p> <p>STANDARD ~1.NSBT.2.b</p> <p>Understand place value through 99 by demonstrating that the tens digit in a two-digit number represents the number of tens and the ones digit represents the number of ones.</p> <p>Tasks:</p> <ol style="list-style-type: none"> 1. Watch the video lesson. 2. Play Place Value Go Fish | <p>*Instructional Video</p> <p>*Google Slides Lesson</p> <p>*Place Value Go Fish Game</p> <p>Optional Activities:</p> <p>*Understanding Place Value - Interactive Games</p> |
| <p>Independent Reading</p>  | <p>★ Read for 20-30 minutes per day. You can read your favorite book or magazine, or choose from online books and magazines linked to the right.</p> | <p>Read Aloud</p> <p>*Chocolate Mud Cake</p> |

Be unique and let your colors shine!

eLearning Plans for Grade 1 , Week # 1




Complete the daily tasks for each subject. Click the links on the right side to view each day's lessons in ELA, Math, and Health/Social-Emotional Wellbeing to access the activities.

| Day 3 | | Videos, Activities, Handouts |
|-----------------------------------------------------------------------------------------------------------------------|------------------------------------------------------------------------------------------------------------------------------------------------------------------------------------------------------------------------------------------------------------------------------------------------------------------------------------------------------------------------------------------------------------------------------------------------------------------------------------------------------------------------------------------------------------------------------------------------------------------------------------------------------------------------------------------------------------------------------------------------------------------------------------------------------------------------------------------------------------------------------------------------------------------------------------------------------------------------------------------------------------------------------------------------------------------------------------------------------------------------------------------------------------------------------------------------------------------------------------------------------------|-------------------------------------------------------------------------------------------------------------------------------------------------------------------------------------------------------------------------------------------------------------------------------------------------------------------------------------------------------------------------------------------------------------|
| <p>ELA</p>  | <p>Topic: Identifying the short /e/ vowel sound.</p> <p>Tasks:</p> <ol style="list-style-type: none"> The student will read 'Cleaning My Room'. Watch the video from Turtle Diary to review the short /e/ vowel sound. Teacher/Parent: Say the word pen aloud to the student, <u>emphasizing the short vowel /e/ sound</u>. Have the student say the word aloud and then say the /e/ sound. <p>Read pages 3 and 4 from Cleaning My Room out loud. The Student should raise his or her hand if they hear a word that contains the short vowel /e/ sound (help, red, them).</p> <p>Check for understanding: Say the following words one at a time and have the student give the thumbs-up signal if the word contains the short vowel /e/ sound: pest, me, nest, night, can, men, reach, step.</p> <p>Talk with Your Family:</p> <ol style="list-style-type: none"> If possible, print the game template to play "Four In a Row" with a family member. Whoever gets four in a row first wins! Listen to the read aloud, <i>The Gruffalo</i>. Share with your family your favorite part of the story and why. Happy reading!!! | <p>*Instructional Video</p> <p>*Google Slides Lesson</p> <p>*Shared Text: Cleaning My Room</p> <p>*Turtle Diary Video Short /e/</p> <p>*Four in a Row Game</p> <p>Optional Activities:</p> <p>*Basic Sight Words Handwriting Practice</p> <p>*Daily Phonics Practice: Ph Diagram</p> |
| <p>MATH</p>  | <p>Topic: Representing two-digit numbers with model</p> <p>STANDARD ~1.NSBT.2.b</p> <p>Understand place value through 99 by demonstrating that the tens digit in a two-digit number represents the number of tens and the ones digit represents the number of ones.</p> <p>Tasks:</p> <ol style="list-style-type: none"> Watch the video lesson. Play Place Value Top-It Game | <p>*Instructional Video</p> <p>*Google Slides Lesson Place Value Top-It Game</p> <p>Optional Activities:</p> <p>*Place Value - Interactive Games</p> |
| <p>Independent Reading</p>  | <p>★ Read for 20-30 minutes per day. You can read your favorite book or magazine, or choose from online books and magazines linked to the right.</p> | <p>Read Aloud:</p> <p>*The Gruffalo</p> |

Be unique and let your colors shine!

eLearning Plans for Grade 1 , Week # 1




Complete the daily tasks for each subject. Click the links on the right side to view each day's lessons in ELA, Math, and Health/Social-Emotional Wellbeing to access the activities.

| Day 4 | | Videos, Activities, Handouts |
|----------------------------------------------------------------------------------------------------------------------|------------------------------------------------------------------------------------------------------------------------------------------------------------------------------------------------------------------------------------------------------------------------------------------------------------------------------------------------------------------------------------------------------------------------------------------------------------------------------------------------------------------------------------------------------------------------------------------------------------------------------------------------------------------------|------------------------------------------------------------------------------------------------------------------------------------------------------------------------------------------------------------------------------------------------------------------------------------------------------------------------------------------------------------------------------------------------------------|
| <p>ELA</p>  | <p>Topic: Recognizing the problem and solution in a story. Tasks: Good readers pay attention to characters' feelings and actions as these often provide clues that help us identify the problem and solution in a story.</p> <ol style="list-style-type: none"> 1. Read Cleaning My Room 2. Complete the worksheet. <p>Talk with Your Family:</p> <ol style="list-style-type: none"> 1. Read a story with your family. 2. Talk about what the problem was in the story and explain how you know. 3. Talk about the solution in your story and explain how you know. | <p>*Instructional Video *Google Slides Lesson *Shared Text: Cleaning My Room *Worksheet</p> <p>Optional Activities *Read Aloud: Ted's Surprise *Sight Word Practice *Phonics Practice</p> |
| <p>MATH</p>  | <p>Topic: Number of Groups of Ten in a base-ten model STANDARD ~1.NSBT.2.b Understand place value through 99 by demonstrating that the tens digit in a two-digit number represents the number of tens and the ones digit represents the number of ones.</p> <p>Tasks:</p> <ol style="list-style-type: none"> 1. Watch the video lesson. 2. Place Value Scavenger Hunt. | <p>*Instructional Video *Google Slides Lesson *Place Value Scavenger Hunt</p> <p>Optional Activities *Place Value - Interactive Games</p> |
| <p>Independent Reading</p>  | <p>★ Read for 20-30 minutes per day. You can read your favorite book or magazine, or choose from online books and magazines linked to the right.</p> | <p>Read Aloud *Talk and Work It Out</p> |

Be unique and let your colors shine!

eLearning Plans for Grade 1 , Week # 1

Complete the daily tasks for each subject. Click the links on the right side to view each day's lessons in ELA, Math, and Health/Social-Emotional Wellbeing to access the activities.

| Day 5 | | Videos, Activities, Handouts |
|-----------------------------------------------------------------------------------------------------------------------|-----------------------------------------------------------------------------------------------------------------------------------------------------------------------------------------------------------------------------------------------------------------------------------------------------------------------------------------------------------------------------------------------------------------------------------------------------------------------------------------------------------------------------------------------------------------------------------------------------------------------------------------------------------------------------------------------------------------------------------------------------------------------------------------------------------------------------------------------------------------------------------------------------|---------------------------------------------------------------------------------------------------------------------------------------------------------------------------------------------------------------------------------------------------------------------------------------------------------------------------------------------------------------------------------------------------------------------|
| <p>ELA</p>  | <p>Topic: Written Response</p> <p>Tasks:</p> <ol style="list-style-type: none"> 1. The student will re-read 'Cleaning My Room'. 2. Watch the video explaining how to complete a Venn Diagram. 3. Provide students with the blank Venn diagram template. Teacher models how to use details from a Venn diagram to begin writing a story. 4. Ask students how their room is similar and different from the boy's room in the story. Next, have them complete their Venn diagram to compare their room to the main character's messy room. 5. Finally, students should summarize this information in several sentences, using correct punctuation and capitalization. <p>Talk with Your Family:</p> <ol style="list-style-type: none"> 1. Students are encouraged to share their written responses with family. | <p>*Instructional Video</p> <p>*Google Slides Lesson</p> <p>*Shared Text: Cleaning My Room</p> <p>*Venn Diagram Video Clip</p> <p>*Venn Diagram Template</p> <p>Optional Activities:</p> <p>*Basic Sight Words Handwriting Practice (about)</p> <p>*Daily Phonics Practice: Digraph Song</p> |
| <p>MATH</p>  | <p>Topic: Compose a number within 20 into tens and ones STANDARD ~1.NSBT.2.b</p> <p>Understand place value through 99 by demonstrating that the tens digit in a two-digit number represents the number of tens and the ones digit represents the number of ones.</p> <p>Tasks:</p> <ol style="list-style-type: none"> 1. Watch the video lesson. 2. Play Place Value Dino Match Game. | <p>*Instructional Video</p> <p>*Google Slides Lesson</p> <p>*Place Value Dino Match Game</p> <p>Optional Activities:</p> <p>*Place Value Games/Activities</p> |
| <p>Independent Reading</p>  | <p>★ Read for 20-30 minutes per day. You can read your favorite book or magazine, or choose from online books and magazines linked to the right.</p> | <p>Read Aloud:</p> <p>*There's a Dragon In Your Book</p> |