

# eLearning Plans for Grade 3 , Week #4

Complete the daily tasks for each subject. Click the links on the right side to view each day's lessons, resources and optional activities in ELA and Math.

## Day 1

## Videos, Activities, Handouts

ELA



Topic: Author's Purpose




- Authors write text for various reasons - persuade, inform, and **entertain**.
- Readers can state the author's purpose and distinguish one's own perspective from that of the author.

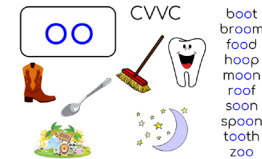
Tasks:

- Read "Pluto (dwarf planet) Poem".
- Why did the author write this poem? How do you know?
- Journal writing: After reading this poem, how did you feel? What words or phrases did the author use to make you feel this way?

Phonics

- **Vowel Teams** are when **two vowels** work together to make **one sound**.
- In a CVVC word with oo, the vowel team oo will make the sound /oo/ as in boot.
- Play Zoom to the Moon!
  - Get a playing mat and choose a playing piece.
  - Shuffle all of the star cards and put them face down in front of you in a stack.
  - Take the top card off of the pile and read the word.
  - If you read the word correctly roll the dice and move that many star spaces. Put the card in a pile next to the other cards.
  - If you do not read the word correctly put the card in the discard pile and you do not get to move. Play until somebody reaches the moon.
  - If you run out of cards before that happens, shuffle the cards and keep playing.

AUTHOR'S PURPOSE		
PERSUADE	INFORM	ENTERTAIN
		
P	I	E
PERSUADE The author is trying to get you to do something or try something.	INFORM The author is trying to teach you facts and give you information.	ENTERTAIN The author is trying to make the story interesting for you.
EXAMPLES Advertisement Persuasive Request Review Sales Slogan	EXAMPLES Biography History Instruction Joke Non-Fiction Textbook	EXAMPLES Cartoon Fairy Tale Fiction Folktale Humor Mystery Poem Story



[Video Lesson](#)

[Pluto \(dwarf planet\) Poem](#)

[Zoom to the Moon](#)

[Anchor Charts](#)

Optional:  
[Long oo](#)

[Extend the Learning](#)

MATH



Topic:

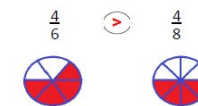
Comparing fractions through reasoning (Part 1 - Same numerator)

Tasks:

- Watch/read the lesson *Comparing Fractions Through Reasoning -Part 1*
- Complete the *Comparing Fractions with the Same Numerator* Practice Page

Talk With Your Family:

Play the *Math Monster Fractions: Same Numerator* interactive game with someone in your family.



- [Video lesson for Comparing Fractions Through Reasoning -Part 1 \(PDF version\)](#)
- [Comparing Fractions with the Same Numerator](#) Practice Page
- [Math Monster Fractions: Same Numerator](#) Interactive Game ([PDF version](#))

Optional:  
[Comparing Fractions with Same Numerator](#)

## Independent Reading



- Read for 20-30 minutes per day. You can read your favorite book or magazine, or choose from the online books and magazines linked to the right. Try using one of the decoding or comprehension strategies you practiced in the learning tasks.
- [Blast Off Bookmark](#) - Color one rectangle for each 20 minutes of reading that you accomplish today.



# eLearning Plans for Grade 3 , Week #4

Complete the daily tasks for each subject. Click the links on the right side to view each day's lessons, resources and optional activities in ELA and Math.

## Day 2

## Videos, Activities, Handouts

ELA



Topic: Author's Purpose










- Authors write text for various reasons - **persuade**, inform, and entertain.
- Readers can state the author's purpose and distinguish one's own perspective from that of the author.

Tasks:

- Read "Not from around here: Atoms in our galaxy came from distance stars".
- What was the author's purpose for writing this article? How do you know?
- What words or phrases did the author use to make you think this way?
- Record your thinking in your journal.

Phonics

- **Vowel Teams** are when **two vowels** work together to make **one sound**.
- In a CVVC word with ea, the vowel team ea will make the sound /e/ as in eat.
- Read The Eel. Use what you've learned about short vowels, blends, digraphs, long vowels and vowel teams to help you decode new words.

AUTHOR'S PURPOSE		
PERSUADE	INFORM	ENTERTAIN
		
P	I	E
<b>PERSUADE</b> The author is trying to get you to do something or try something	<b>INFORM</b> The author is trying to teach you facts and give you information.	<b>ENTERTAIN</b> The author is trying to make the story interesting for you.
<b>EXAMPLES</b>  Persuade  Inform  Entertain	<b>EXAMPLES</b>  Inform  Entertain	<b>EXAMPLES</b>  Entertain



[Video Lesson](#)

[Not from around here: Atoms in our galaxy came from distance stars](#)

[The Eel](#)

[Anchor Charts](#)

Optional:

[Learn Phonics with Crazy Kids Songs - ea](#)

MATH



Topic:

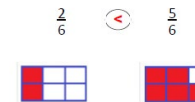
Comparing fractions through reasoning (Part 2 - Same denominator)

Tasks:

- Watch/read the lesson *Comparing Fractions Through Reasoning -Part 2*
- Complete the *Comparing Fractions with the Same Denominator* Practice Page

Talk With Your Family:

Play the *Math Monster Fractions: Same Denominator* interactive game with someone in your family!



- [Video lesson for Comparing Fractions Through Reasoning -Part 2 \(PDF version\)](#)
- [Comparing Fractions with the Same Denominator](#) Practice Page
- [Math Monster Fractions: Same Denominator](#) Interactive Game ([PDF version](#))

Optional:

[Comparing Fractions with Same Denominator](#)

## Independent Reading



- Read for 20-30 minutes per day. You can read your favorite book or magazine, or choose from the online books and magazines linked to the right. Try using one of the decoding or comprehension strategies you practiced in the learning tasks.
- [Blast Off Bookmark](#) - Color one rectangle for each 20 minutes of reading that you accomplish today.



# eLearning Plans for Grade 3 , Week #4

Complete the daily tasks for each subject. Click the links on the right side to view each day's lessons, resources and optional activities in ELA and Math.

## Day 3

### Videos, Activities, Handouts

ELA



Topic: Author's Purpose

- Authors write text for various reasons - persuade, **inform**, and entertain.
- Readers can state the author's purpose and distinguish one's own perspective from that of the author.

Tasks:

- Read "Out in Space: Comets".
- What is the author's purpose for writing this article?
- What did the author teach you?
- Record your thinking in your journal.

Phonics

- **Vowel Teams** are when **two vowels** work together to make **one sound**.
- In a CVVC word with ou, the vowel team ou will make the sound /ou/ as in out.
- Play Mountain Climber!
  - Roll the dice and move the counter the number of spaces shown.
  - Look, cover, write, check and say the word.
  - If the word is spelt and pronounced correctly, the counter stays in place.
  - If incorrect, go back 2 places.
  - The winner is the first to reach the finish.

AUTHOR'S PURPOSE		
PERSUADE	INFORM	ENTERTAIN
P	I	E
The author is trying to get you to do something or try something	The author is trying to teach you facts and give you information	The author is trying to make the story interesting for you
EXAMPLES Candy advertisements Political speeches Product reviews	EXAMPLES Textbooks Encyclopedias History documentaries	EXAMPLES Fiction Cartoons Comics Horror stories



[Video Lesson](#)

[Out in Space: Comets](#)

[Mountain Climber Game](#)

[Anchor Charts](#)

Optional:  
[ou-Fun Phonics](#)

MATH



Topic:

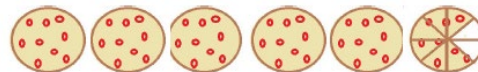
Understanding mixed numbers on a number line (Part 1)

Tasks:

- Watch/read the lesson *Understanding Mixed Numbers on a Number Line - Part 1*
- Complete the *Mixed Numbers on a Number Line Practice Page*

Talk With Your Family:

Play the *Race Your Way to Venus* game



- [Video lesson for Understanding Mixed Numbers on a Number Line - Part 1 \(PDF version\)](#)
- [Mixed Numbers on a Number Line Practice Page](#)
- [Race Your Way to Venus Printable Game](#)

Optional:  
[Finding Mixed Numbers on a Number Line](#)

## Independent Reading



- Read for 20-30 minutes per day. You can read your favorite book or magazine, or choose from the online books and magazines linked to the right. Try using one of the decoding or comprehension strategies you practiced in the learning tasks.
- [Blast Off Bookmark](#) - Color one rectangle for each 20 minutes of reading that you accomplish today.



# eLearning Plans for Grade 3 , Week #4

Complete the daily tasks for each subject. Click the links on the right side to view each day's lessons, resources and optional activities in ELA and Math.

## Day 4

### Videos, Activities, Handouts

ELA




Topic: Author's Purpose

- Authors write text for various reasons - persuade, inform, and entertain.
- Readers can state the author's purpose and distinguish one's own perspective that of the author.

Tasks:

- Read "Space Systems: What is a Meteor Shower?"
- Think about what the author taught you about meteor showers. Think about connections you made to this learning.
  - What new learning did you gain? (author's perspective)
  - What is your perspective? (connections you made to the learning)
- Create this anchor chart in your journal and complete it with your thinking.



from

Author's Perspective (New Learning)	My Perspective (Connections)

Phonics

- **Vowel Teams** are when **two vowels** work together to make **one sound**.
- In a CVVC word with ai, the vowel team ai will make the sound /a/ as in rain.
- Play ai Go Fish!!
  - Deal the cards out. Give each player 4 cards.
  - Put the rest of the cards in a pile, face down.
  - Ask another player for a card that you have.
  - If they have it, you get it! If they don't have it . . . go fish!
  - Take a card from the middle. If you make a pair, put them down.
  - When all pairs have been matched, the person with the most pairs wins!



[Video Lesson](#)

[Space Systems: What is a Meteor Shower?](#)

[Author's Purpose Graphic Organizer](#)

[ai Go Fish Printable Game](#)

[Anchor Charts](#)

Optional:

[Phonics: The ai sound](#)

MATH



Topic:

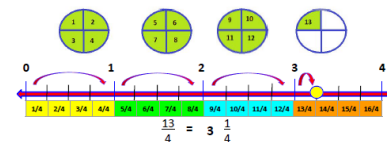
Understanding mixed numbers on a number line (Part 2)

Tasks:

- Watch/read the lesson *Understanding Mixed Numbers on a Number Line - Part 2*
- Complete the *More Mixed Numbers on a Number Line* Practice Page

Talk With Your Family:

Play the *Race your Way to the Stars* game with someone in your family!



- [Video lesson for Understanding Mixed Numbers on a Number Line - Part 2 \(PDF version\)](#)
- [More Mixed Numbers on a Number Line](#) Practice Page
- [Race Your Way to the Stars](#) Game

Optional:

[Finding Mixed Numbers on a Number Line](#)

## Independent Reading



- Read for 20-30 minutes per day. You can read your favorite book or magazine, or choose from the online books and magazines linked to the right. Try using one of the decoding or comprehension strategies you practiced in the learning tasks.
- [Blast Off Bookmark](#) - Color one rectangle for each 20 minutes of reading that you accomplish today.





# eLearning Plans for Grade 3 , Week #4

Complete the daily tasks for each subject. Click the links on the right side to view each day's lessons, resources and optional activities in ELA and Math.

## Day 5

## Videos, Activities, Handouts

ELA



Topic: Author's Purpose

- Authors write text for various reasons - persuade, inform, and entertain.
- Readers can state the author's purpose and distinguish one's own perspective from that of the author.

Tasks:

- Read "Space System: What is an asteroid?".
- Think about what the author taught you about asteroids. Think about connections you made to this learning.
  - What was the author's purpose for writing this article?
  - What new learning did you gain?
  - What is your perspective and how does it compare to the author's?
- Create this anchor chart in your journal and complete it with your thinking.

AUTHOR'S PURPOSE		
PERSUADE  P	INFORM  I	ENTERTAIN  E
PERSUADE The author is trying to get you to do something or try something.	INFORM The author is trying to teach you facts and give you information.	ENTERTAIN The author is trying to make the story interesting for you.
EXAMPLES 	EXAMPLES 	EXAMPLES 

Author's Purpose & Perspective

Author's Purpose	New Learning
My Perspective:	



coat

goat

boat

soap

Phonics

- **Vowel Teams** are when **two vowels** work together to make **one sound**.
- In a CVVC word with oa, the vowel team oa will make the sound /o/ as in boat.
- It's time to get musical! Sing the OA song to the tune of "Baa Baa Black Sheep"! Then highlight the oa words.

[Video Lesson](#)

[Space System: What is an asteroid?](#)

[Author's Purpose & Perspective Graphic Organizer](#)

[OA Song](#)

[Anchor Charts](#)

Optional:

[oa Phonics Lesson](#)

[Is Pluto a Planet or Not?](#)

[Extend the Learning](#)

MATH



Topic:

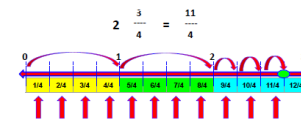
Understanding mixed numbers on a number line (Part 3)

Tasks:

- Watch/read the lesson *Understanding Mixed Numbers on a Number Line - Part 3*
- Complete the *Representing Mixed Numbers and Fractions on a Number Line Practice Page*

Talk With Your Family:

Take turns playing the *Find Your Way to Mars* game with someone in your family!



- [Video lesson for Understanding Mixed Numbers on a Number Line - Part 3 \(PDF version\)](#)
- [Representing Mixed Numbers and Fractions on a Number Line Practice Page](#)
- [Find Your Way to Mars Game](#)

Optional:

[Mixed Numbers and Improper Fractions](#)

## Independent Reading



- Read for 20-30 minutes per day. You can read your favorite book or magazine, or choose from the online books and magazines linked to the right. Try using one of the decoding or comprehension strategies you practiced in the learning tasks.
- [Blast Off Bookmark](#) - Color one rectangle for each 20 minutes of reading that you accomplish today.

