

eLearning Plans for Grade 3 , Week # 3

Complete the daily tasks for each subject. Click the links on the right side to view each day's lessons, resources and optional activities in ELA and Math.

Day 1

Videos, Activities, Handouts

ELA



Topic: Using Context Clues

- Authors often provide information about the meaning of words and phrases through the context. Readers can use paragraph-level context to determine the meaning of words and phrases.

Tasks:

- Read "Exploring the Planets: Mars".
- Use the context clues to determine the meaning of the words:
 - asteroid belt
 - asteroid
 - terrestrial planet
 - craters
 - atmosphere
 - rotation
- Use the Vocabulary Graphic Organizer to record the meaning of these words.

Space Vocabulary		
Word	Definition	Picture

Phonics

- Another type of syllable pattern is **CVCe**. When a **vowel** is followed by a **consonant** and then an **e**, the vowel makes a **long vowel sound**.
- In a CVCe word with a letter a, the vowel will make the sound /a/ as in plane.
- Create a "Magic E" spelling wand and change "short a" words into "long a" words! Use the activity sheets provided.



[Video Lesson](#)

["Exploring the Planets: Mars"](#)

[Vocabulary Graphic Organizer](#)

[CVCe Long A](#)

[Anchor Charts](#)

Optional:

[Phonics Word RAP: Long Vowel a](#)

[Extend the Learning](#)

MATH



Topic:

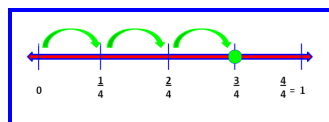
Representing fractions on a number line

Tasks:

- Watch/read the lesson *Representing Fractions on a Number Line*
- Complete the *Representing Fractions on a Number Line* Practice Page

Talk With Your Family:

Play the *Fractions are Everywhere!* interactive game



- [Video lesson for Representing Fractions on a Number Line \(PDF version\)](#)
- [Representing Fractions on a Number Line](#) Practice Page
- [Fractions are Everywhere!](#) Interactive Game ([PDF version](#))

Optional:

- [Fractions on a Number Line](#)
- [Fractions on a Number line Song](#)

Independent Reading





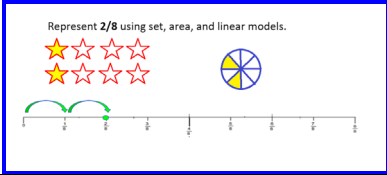






- Read for 20-30 minutes per day. You can read your favorite book or magazine, or choose from the online books and magazines linked to the right. Try using one of the decoding or comprehension strategies you practiced in the learning tasks.
- [Blast Off Bookmark](#) - Color one rectangle for each 20 minutes of reading that you accomplish today.





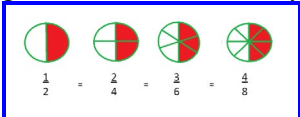
eLearning Plans for Grade 3 , Week # 3

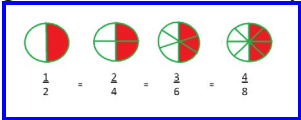
Complete the daily tasks for each subject. Click the links on the right side to view each day's lessons, resources and optional activities in ELA and Math.

Day 2		Videos, Activities, Handouts
<p>ELA</p> 	<p><u>Topic:</u> Determine the Meaning of Words and Phrases</p> <ul style="list-style-type: none"> ● When an affix (word part that contains meaning) is added to a base word, the original word changes its meaning. Readers can determine the meaning of a word when an affix is added to a base word. <p><u>Tasks:</u></p> <ul style="list-style-type: none"> ● Review the chart of suffixes and their meanings. ● Read "Jupiter Facts for Kids" and "Astronomy: Planet Jupiter". ● Identify words that the author uses that contain suffixes from the chart. ● Determine the meaning of the words by using what you know about the base word and the suffix. <p><u>Phonics</u></p> <ul style="list-style-type: none"> ● Another type of syllable pattern is CVCe. When a vowel is followed by a consonant and then an e, the vowel makes a long vowel sound. ● In a CVCe word with a letter i, the vowel will make the sound /i/ as in kite. ● Use the "Magic E" spelling wand from the previous lesson and change "short i" words into "long i" words! Use the activity sheets provided.  	<p>Video Lesson</p> <p>Suffix Chart</p> <p>Jupiter Facts for Kids</p> <p>Astronomy: Planet Jupiter</p> <p>Magic E Spelling Wand - Long i</p> <p>Anchor Charts</p> <p>Optional: Phonics Word RAP: Long Vowel i</p>
<p>MATH</p> 	<p><u>Topic:</u> Representing fractions in multiple ways</p> <p><u>Tasks:</u></p> <ul style="list-style-type: none"> ● Watch/read the lesson <i>Representing Fractions in Multiple Ways</i> ● Complete the <i>Representing Fractions in Multiple Ways Practice Page</i> <p><u>Talk With Your Family:</u> Play the <i>Model Fractions</i> interactive game with someone in your family!</p> 	<ul style="list-style-type: none"> • Video lesson for Representing Fractions in Multiple Ways (PDF version) • Representing Fractions in Multiple Ways Practice Page • Model Fractions Interactive Game (PDF version) <p>Optional:</p> <ul style="list-style-type: none"> • Fractions on Number Lines • Fractions Area Model
<p>Independent Reading</p> 	<ul style="list-style-type: none"> ● Read for 20-30 minutes per day. You can read your favorite book or magazine, or choose from the online books and magazines linked to the right. Try using one of the decoding or comprehension strategies you practiced in the learning tasks. ● Blast Off Bookmark - Color one rectangle for each 20 minutes of reading that you accomplish today. 	  

eLearning Plans for Grade 3 , Week # 3

Complete the daily tasks for each subject. Click the links on the right side to view each day's lessons, resources and optional activities in ELA and Math.

Day 3		Videos, Activities, Handouts
<p>ELA</p> 	<p><u>Topic:</u> Determine the Meaning of Words and Phrases</p> <ul style="list-style-type: none"> ● Authors sometimes include resources to help readers find the pronunciation of words and to help determine or clarify the precise meaning of key words and phrases. Readers can use these resources when reading unknown words. <p><u>Tasks:</u></p> <ul style="list-style-type: none"> ● Read "Saturn". ● Use the attached glossary to determine the meaning of the words portrait and surround. ● Reread "Saturn" using your new understanding of these words. ● Add these new vocabulary words to your "Space Vocabulary" chart. Be sure to include the word, definition, and a picture. <p><u>Phonics</u></p> <ul style="list-style-type: none"> ● Another type of syllable pattern is CVCe. When a vowel is followed by a consonant and then an e, the vowel makes a long vowel sound. ● In a CVCe word with a letter i, the vowel will make the sound /o/ as in robe. ● Use the "Magic E" spelling wand from a previous lesson and change "short o" words into "long o" words! Use the activity sheets provided. 	<p>Video Lesson</p> <p>"All About Saturn"</p> <p>Space Vocabulary Organizer</p> <p>Magic E Spelling Wand - Long o Printable</p> <p>Anchor Charts</p> <p>Optional: Phonics Word RAP: Long Vowel o</p> <p>Extend the Learning</p>
<p>MATH</p> 	<p><u>Topic:</u> Explaining equivalent fractions</p> <p><u>Tasks:</u></p> <ul style="list-style-type: none"> ● Watch/read the lesson <i>Explaining Equivalent Fractions</i> ● Complete the <i>Equivalent Fractions</i> Practice Page <p><u>Talk With Your Family:</u> Play the <i>Equivalent Fractions</i> interactive game with someone in your family!</p> <div style="border: 2px solid blue; padding: 5px; text-align: center;">  <p>$\frac{1}{2} = \frac{2}{4} = \frac{3}{6} = \frac{4}{8}$</p> </div>	<ul style="list-style-type: none"> • Video lesson for Explaining Equivalent Fractions (PDF version) • Equivalent Fractions Practice Page • Equivalent Fractions Interactive Game (PDF version) <p>Optional: Equivalent Fraction Models</p>



Independent Reading



- Read for 20-30 minutes per day. You can read your favorite book or magazine, or choose from the online books and magazines linked to the right. Try using one of the decoding or comprehension strategies you practiced in the learning tasks.
- [Blast Off Bookmark](#) - Color one rectangle for each 20 minutes of reading that you accomplish today.



eLearning Plans for Grade 3 , Week # 3

Complete the daily tasks for each subject. Click the links on the right side to view each day's lessons, resources and optional activities in ELA and Math.

Day 4

Videos, Activities, Handouts

ELA



Topic: Spatial and Temporal Words and Phrases

- Authors use a variety of spatial and temporal words and phrases to signal physical position and time/sequence relationships. Readers can identify these words and phrases to understand the relationship of content words.

Tasks:

- Read "Exploring the Planets: Uranus".
- Review the Spatial and Temporal Words Anchor Chart.
 - Which words does the author use in the article?
 - How do these words and phrases help you to understand the text?
- In the article, the author uses spatial and temporal words to signal the physical position and sequencing relationships of the planet Uranus. Write in your journals to tell how the author uses spatial and temporal words. Use evidence from the text to support your answer.

Phonics

- Another type of syllable pattern is **CVCe**. When a **vowel** is followed by a **consonant** and then an **e**, the vowel makes a **long vowel sound**.
- In a CVCe word with a letter i, the vowel will make the sound /u/ as in cube.
- Use the "Magic E" spelling wand from a previous lesson and change "short u" words into "long u" words! Use the activity sheets provided.

Spatial Words & Phrases	Temporal Words & Phrases
Words and phrases that signal the physical location and tell where an object is located	Words and phrases that signal time, when something happened and the sequence
<ul style="list-style-type: none"> across alongside around beneath between beside beyond inside nearby on over outside under underneath within in front of next to to the right of to the left of 	<ul style="list-style-type: none"> after before during earlier eventually finally first following meanwhile next now last later second soon suddenly tomorrow yesterday at the moment as soon as from then on



[Video Lesson](#)

["Exploring the Planets: Uranus"](#)

[Spatial and Temporal Words Anchor Chart](#)

[Magic E Spelling Wand - Long u Printable](#)

[Anchor Charts](#)

Optional:

[Phonics Word RAP: Long Vowel u](#)

MATH



Topic:

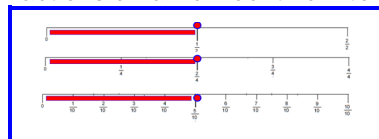
Representing fraction equivalence on a number line

Tasks:

- Watch/read the lesson *Representing Fraction Equivalence on a Number Line*
- Complete the *Representing Equivalent Fractions on a Number Line Practice Page*

Talk With Your Family:

Play the *Representing Equivalent Fractions on a Number Line* interactive game with someone in your family!




- [Video lesson for Representing Fraction Equivalence on a Number Line \(PDF version\)](#)
- [Representing Equivalent Fractions on a Number Line Practice Page](#)
- [Representing Equivalent Fractions on a Number Line Interactive Game \(PDF version\)](#)

Optional:

[Equivalent Fractions Visually and on a Number Line](#)

Independent Reading



- Read for 20-30 minutes per day. You can read your favorite book or magazine, or choose from the online books and magazines linked to the right. Try using one of the decoding or comprehension strategies you practiced in the learning tasks.
- [Blast Off Bookmark](#) - Color one rectangle for each 20 minutes of reading that you accomplish today.



eLearning Plans for Grade 3 , Week # 3

Complete the daily tasks for each subject. Click the links on the right side to view each day's lessons, resources and optional activities in ELA and Math.

Day 5

Videos, Activities, Handouts

ELA



Topic: Words and Phrases Nuances

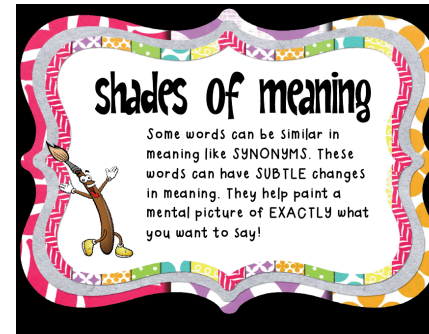
- Authors' word choice often reveals nuances in language. Nuance refers to little differences in "shades of meaning", in other words, synonyms. Readers can notice when authors use nuances in language to build their vocabulary and to think about why an author chose a specific word.

Tasks:

- Read "Exploring the Planets: Neptune".
- Locate powerful words that stand out to you.
 - What are synonyms for these words?
 - Why did the author choose to use those specific words in the text?
- In this text, the author's word choice helps to tell about the planet Neptune. Write to tell about the author's word choice and how it helps you to understand the text. Be sure to use evidence from the text to support your response.

Phonics

- Another type of syllable pattern is **CVVC**. This pattern is also called a **Vowel Team**, because **two vowels** work together to make **one sound**.
- In a CVVC word with ee, the vowel team ee will make the sound /e/ as in bee.
- Play the Honey Bee Game!
 - Roll a die or create cards numbered 1-6 and draw a card.
 - Read the word on that space.
 - If you read the word correctly, you may move your game piece. If not, you stay where you are.
 - First to finish wins!



bee 
 feet 
 seeds 
 cheese 

[Video Lesson](#)

[Exploring the Planets: Neptune](#)

[Honey Bee Game](#)

[Anchor Charts](#)

Optional:

[Phonics: The 'ee' sound](#)

[Extend the Learning](#)

MATH



Topic:

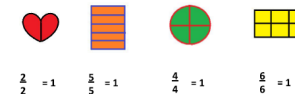
Writing whole numbers as fractions

Tasks:

- Watch/read the lesson *Writing Whole Numbers as Fractions*
- Complete the *Whole Numbers as Fractions Practice Page*

Talk With Your Family:

Play the *Using Fractions to Make Wholes* game with someone in your family!



- [Video lesson for Writing Whole Numbers as Fractions \(PDF version\)](#)
- [Whole Numbers as Fractions Practice Page](#)
- [Using Fractions to Make Wholes Game](#)

Optional:

[Whole Numbers as Fractions](#)

Independent Reading



- Read for 20-30 minutes per day. You can read your favorite book or magazine, or choose from the online books and magazines linked to the right. Try using one of the decoding or comprehension strategies you practiced in the learning tasks.
- [Blast Off Bookmark](#) - Color one rectangle for each 20 minutes of reading that you accomplish today.

