

eLearning Plans for Grade 3 , Week # 1

Complete the daily tasks for each subject. Click the links on the right side to view each day's lessons, resources and optional activities in ELA and Math.

Day 1

Videos, Activities, Handouts

ELA



Topic: Nonfiction Text Structures

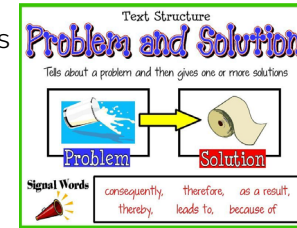
- One type of nonfiction text structure is **Problem and Solution**. Authors use this text structure to explain a problem and the solutions related to the topic of their text. Signal words include: **consequently, therefore, as a result, because of, leads to** and **thereby**.

Tasks:

- Read the article, "The Space Shuttle".
- Use the graphic organizer to record a problem and solution the author wrote about in the text.
- Share your thoughts. Do you think the solution is a good one or would you have solved the problem differently?

Phonics:

- One syllable type is a **closed syllable**. **Closed syllables** have a **vowel**, followed by a **consonant**. Often closed syllable words have a **CVC pattern - consonant, vowel, consonant**. When we see this pattern in words, the vowel has a **short sound**. In short /a/ words, the sound of a is like the sound in *apple*.
- Read the list of short /a/ words.
- Cut out the letter cards. Read one of the short /a/ words, turn the paper over, then use the letter cards to make the word. Read the word that you made slowly. Listen to the sounds you hear. Flip the paper over to check your letter cards. Repeat this activity for 10 of the words on the list.



[Day 1 Video Lesson](#)

["The Space Shuttle" Article](#)

[Problem & Solution Graphic Organizer](#)

[Making Words 1](#)

[Making Words 2](#)

[Anchor Charts](#)

Optional:

[Short /a/ Video](#)

MATH



Topic:

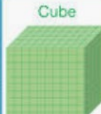



Adding and subtracting whole numbers to 1,000

Tasks:

- Watch/read the lesson *Adding and Subtracting Whole Numbers to 1,000*.
- Complete the *Adding and Subtracting Whole Numbers to 1,000* practice page.

Talk With Your Family:

Play the *Rock and Roll* game to practice fluency with whole numbers to 1,000.

Thousands	Hundreds	Tens	Units/Ones
Cube  1000	Flat  100	Rod  10	Unit  1

• [Video lesson for +/- Whole Numbers to 1,000 \(PDF version\)](#)

• [+/- Whole Numbers to 1,000 Practice Page](#)

• [Place Value Blocks \(printable\)](#)

• [Place Value Blocks \(virtual\)](#)

• [Rock and Roll Game](#)

Optional:

• [Subtracting 1s, 10s, and 100s](#)

• [Add 2 Numbers up to 1,000](#)

Independent Reading



- Read for 20-30 minutes per day. You can read your favorite book or magazine, or choose from the online books and magazines linked to the right. Try using one of the decoding or comprehension strategies you practiced in the learning tasks.
- [Blast Off Bookmark](#) - Color one rectangle for each 20 minutes of reading that you accomplish today.


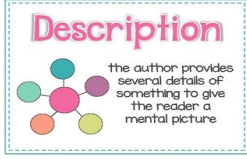






Storyline Online










eLearning Plans for Grade 3 , Week # 1

Complete the daily tasks for each subject. Click the links on the right side to view each day's lessons, resources and optional activities in ELA and Math.

Day 2		Videos, Activities, Handouts
<p>ELA</p> 	<p><u>Topic:</u> Nonfiction Text Structures</p> <ul style="list-style-type: none"> ● Another type of nonfiction text structure is Description. Authors use this text structure to describe their topic in detail. Signal words include: for example, specifically, in addition, for instance, and characteristics. <p><u>Tasks:</u></p> <ul style="list-style-type: none"> ● Read the article, "The Sun Heats Up". ● Use the graphic organizer to record details from the text that describe the sun. <p><u>Phonics</u></p> <ul style="list-style-type: none"> ● Closed syllables have a vowel, followed by a consonant. Often closed syllable words have a CVC pattern - consonant, vowel, consonant. When we see this pattern in words, the vowel has a short sound. In short /u/ words, the sound of u is like the sound in <i>umbrella</i>. ● Cut out the words on the identified page. Draw a card from the pile, then say the word. If the space on the game board is unoccupied, you may place a marker (coin, block) in that spot. If it is occupied, the next player (parent, friend, sibling) takes his/her turn. Play continues until one player has "connected 4" spaces with correct answers. Playing alone? Draw a card, then say the word. See how many moves it takes to get a "connected 4". 	<p>Day 2 Video Lesson</p> <p>"The Sun Heats Up"</p> <p>Description Graphic Organizer</p> <p>Short u Game</p> <p>Anchor Charts</p> <p><u>Optional:</u> Short /u/ Video</p>
<p>MATH</p> 	<p><u>Topic:</u> Multiplying one digit whole numbers by multiples of 10</p> <p><u>Tasks:</u></p> <ul style="list-style-type: none"> ● Watch/read the lesson <i>Multiplying One Digit Whole Numbers by Multiples of 10</i> ● Complete the <i>Multiplying One Digit Whole Numbers by Multiples of 10</i> Practice Page <p><u>Talk With Your Family:</u> Play the interactive game <i>Multiplying Multiples of 10</i> to see how many problems you can solve!</p> 	<ul style="list-style-type: none"> • Video lesson for Multiplying One Digit Whole Numbers by Multiples of 10 (PDF version) • Interactive Game (PDF version) • Multiplying One Digit Whole Numbers by Multiples of 10 Practice Page <p>Optional:</p> <ul style="list-style-type: none"> • Multiplying by Multiples of 10 • Snappy Math
<p>Independent Reading</p> 	<ul style="list-style-type: none"> ● Read for 20-30 minutes per day. You can read your favorite book or magazine, or choose from the online books and magazines linked to the right. Try using one of the decoding or comprehension strategies you practiced in the learning tasks. ● Blast Off Bookmark - Color one rectangle for each 20 minutes of reading that you accomplish today. 	

eLearning Plans for Grade 3 , Week # 1

Complete the daily tasks for each subject. Click the links on the right side to view each day's lessons, resources and optional activities in ELA and Math.

Day 3		Videos, Activities, Handouts
<p style="text-align: center;">ELA</p> 	<p><u>Topic:</u> Nonfiction Text Structures</p> <ul style="list-style-type: none"> ● Another type of nonfiction text structure is Question and Answer. Authors use this text structure to pose a question and then give their readers information that answers the question. Signal words include: who, what, when, where, why, how, one reason, or it could be that. <p><u>Tasks:</u></p> <ul style="list-style-type: none"> ● Read the article, "How to Safely View a Solar Eclipse". ● Use the graphic organizer to record the questions and answers that the author gives in the article. <p><u>Phonics</u></p> <ul style="list-style-type: none"> ● Closed syllables have a vowel, followed by a consonant. Often closed syllable words have a CVC pattern - consonant, vowel, consonant. When we see this pattern in words, the vowel has a short sound. In short /o/ words, the sound of o is like the sound in <i>octopus</i>. ● Read the short /o/ words on the activity sheet. Write the correct short /o/ word under the picture that matches the word. <div data-bbox="1381 321 1654 529" style="border: 1px solid black; padding: 5px; margin-top: 10px;"> <p style="text-align: center;">Question & Answer</p> <div style="text-align: center;">  </div> <div style="border: 1px solid black; padding: 5px; margin-top: 5px;"> <p>The author begins with a question and then answers it.</p> </div> </div>	<p>Day 3 Video Lesson</p> <p>"How to Safely View a Solar Eclipse"</p> <p>Question & Answer Graphic Organizer</p> <p>Short /o/ Worksheet</p> <p>Anchor Charts</p> <p>Optional: Short /o/ Video</p> <p>Total Solar Eclipse Video</p> <p>Extend the Learning</p>
<p style="text-align: center;">MATH</p> 	<p><u>Topic:</u> Reading and writing numbers in standard form and equations in expanded form</p> <p><u>Tasks:</u></p> <ul style="list-style-type: none"> ● Watch/read the lesson <i>Standard and Expanded Form</i> ● Complete the <i>Reading and Writing Numbers in Expanded Form</i> Practice Page ● Play <i>Space Race</i> to practice using standard and expanded form <div data-bbox="852 1105 1129 1247" style="border: 1px solid gray; padding: 5px; margin-top: 10px;"> <p style="text-align: center; color: red;">Expanded Form</p> <p style="text-align: center; font-size: small;">In expanded form, we write the number by showing the value of each digit.</p> <p>Standard Form 7294</p> <p>Expanded Form 7000 + 200 + 90 + 4</p> </div>	<ul style="list-style-type: none"> • Video lesson for Standard & Expanded Form (PDF version) • Reading and Writing Numbers in Expanded Form Practice Page • Space Race Game <p>Optional:</p> <ul style="list-style-type: none"> • Writing a Number in Expanded Form
<p style="text-align: center;">Independent Reading</p> 	<ul style="list-style-type: none"> ● Read for 20-30 minutes per day. You can read your favorite book or magazine, or choose from the online books and magazines linked to the right. Try using one of the decoding or comprehension strategies you practiced in the learning tasks. ● Blast Off Bookmark - Color one rectangle for each 20 minutes of reading that you accomplish today. 	<div style="text-align: right;">  </div> <div style="text-align: right; margin-top: 10px;">  </div> <div style="text-align: right; margin-top: 10px;">  </div>

eLearning Plans for Grade 3 , Week # 1

Complete the daily tasks for each subject. Click the links on the right side to view each day's lessons, resources and optional activities in ELA and Math.

Day 4

Videos, Activities, Handouts

ELA



Topic: Nonfiction Text Structures

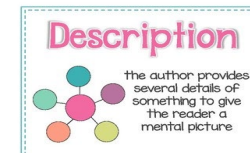
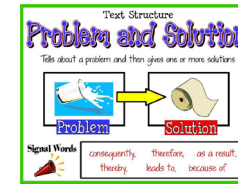
- Authors use different text structures in their writing. As readers, it is important to identify these structures so that we can locate information and gain meaning from the text.

Tasks:

- Read the article, "Out of this World Facts About the Moon".
- Identify the text structure(s) used by the author.
- Create graphic organizers for problem & solution, description, and/or question & answer text structures in your reading journal. Then record information that you were able to locate and gain meaning from in the text.

Phonics

- **Closed syllables** have a **vowel**, followed by a **consonant**. Often closed syllable words have a **CVC pattern - consonant, vowel, consonant**. When we see this pattern in words, the vowel has a **short sound**. In short /i/ words, the sound of i is like the sound in *itch*.
- Cut out the cards on the Short /i/ Memory pages. Mix up the cards and lay them facedown on a table. Take turns with a partner, flipping over the cards, reading the word parts that you see, and blending them together to make words. Continue playing until all cards have been correctly matched. The winner is the person with the most cards.



Question & Answer



The author begins with a question and then answers it.

[Video Lesson](#)

["Out of this World Facts About the Moon"](#)

[Short /i/ Memory](#)

[Anchor Charts](#)

Optional:

[Short /i/ Video](#)

MATH



Topic:

Writing equations in expanded form (Part 1)

Tasks:

- Watch/read the lesson *Writing Equations in Expanded Form (Part 1)*
- Complete the *Equations in Expanded Form Practice Page*

Talk With Your Family:

Play *Roll It! Write It! Expand It!* to practice writing equations in expanded form


$$\begin{array}{r} 576 \\ +123 \\ \hline \end{array} \Rightarrow \begin{array}{r} 500 + 70 + 6 \\ 100 + 20 + 3 \\ \hline 600 + 90 + 9 = 699 \end{array}$$

- [Video lesson for Writing Equations in Expanded Form \(Part 1\) \(PDF version\)](#)
- [Writing Equations in Expanded Form Practice Page](#)
- [Roll It! Write It! Expand It! Game](#)

Optional:

• [Place Value Song](#)

Independent Reading



- Read for 20-30 minutes per day. You can read your favorite book or magazine, or choose from the online books and magazines linked to the right. Try using one of the decoding or comprehension strategies you practiced in the learning tasks.
- [Blast Off Bookmark](#) - Color one rectangle for each 20 minutes of reading that you accomplish today.



eLearning Plans for Grade 3 , Week # 1

Complete the daily tasks for each subject. Click the links on the right side to view each day's lessons, resources and optional activities in ELA and Math.

Day 5

Videos, Activities, Handouts

ELA



Topic: Nonfiction Text Structures & Author's Purpose

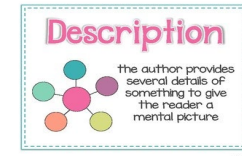
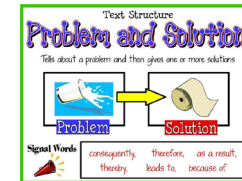
- As readers it is important to not only identify the text structure, but to also think about the author's purpose for using that structure to communicate their ideas. Readers can describe the structures an author uses to support specific points.

Tasks:

- Read the article, "The Phases of the Moon".
- Identify the text structure(s) used by the author.
- Create graphic organizers for problem & solution, description, and/or question & answer text structures in your reading journal. Then record information that you were able to locate and gain meaning from in the text.

Phonics

- **Closed syllables** have a **vowel**, followed by a **consonant**. Often closed syllable words have a **CVC pattern - consonant, vowel, consonant**. When we see this pattern in words, the vowel has a **short sound**. In short /e/ words, the sound of e is like the sound in *elephant*.
- Play the Angry Birds Short E Game
 - Cut out the cards and place them face down in a pile.
 - Take turns drawing a card.
 - Angry Bird Logo Cards - Go Again!
 - Pig Cards - Do What the Card Says
 - Word Cards - Read the Card and Keep it!
 - The winner is the person with the most word cards when all the cards are gone!



Question & Answer



The author begins with a question and then answers it.

[Video Lesson](#)

["The Phases of the Moon"](#)

[Author's Purpose Graphic Organizer](#)

[Angry Birds Short E Game](#)

[Anchor Charts](#)

Optional:
Create a [Moon Journal](#)

[Short /e/ Video](#)

[Vowel Game](#)

[Extend the Learning](#)

MATH



Topic:

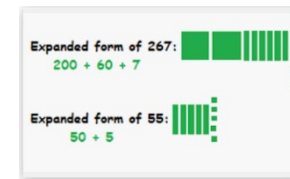
Writing equations in expanded form (Part 2)

Tasks:

- Watch/read the lesson *Writing Equations in Expanded Form (Part 2)*
- Complete the *Solving Equations in Expanded Form* Practice Page

Talk With Your Family:

Play the *Value of Underlined Digit* interactive game



• [Video lesson for Writing Equations in Expanded Form \(Part 2\) \(PDF version\)](#)

• [Solving Equations in Expanded Form](#) Practice Page

• [Value of Underlined Digit](#) interactive game ([PDF version](#))

Optional:
[Place Value Song](#)

Independent Reading



- Read for 20-30 minutes per day. You can read your favorite book or magazine, or choose from the online books and magazines linked to the right. Try using one of the decoding or comprehension strategies you practiced in the learning tasks.
- [Blast Off Bookmark](#) - Color one rectangle for each 20 minutes of reading that you accomplish today.

