

eLearning Plans for Kindergarten, **Week #3**

Complete the daily tasks for each subject. Click the links on the right side to view each day's lessons in ELA, Math, and Health/Social-Emotional Wellbeing to access the activities.

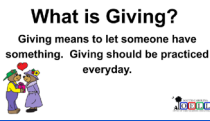
Day 1

Videos, Activities, Handouts

ELA

Topic: Visualizing the characters in a story

Word of the Week: giving **Word Family:** -in word family



Tasks:

1. Watch the instructional video or use the anchor chart to learn about visualization.
2. Use the [visualization printable](#) to practice for Day 1.
3. Using your independent reading book, visualize the character in the book.
4. Read a book for 20 minutes.

Word Work Activities

Enjoy listening to The -in Word family "bin"

<https://www.youtube.com/watch?v=P6UFtbsLXPY&t=38s>

Instructional Video

https://videoportal.virtualsc.org/media/5K+ELA+Week+3+Day+1+Visualization%2C+Part+1/1_7g93egkv/165660571



MATH

Topic: Composing and Decomposing Numbers

Daily Math Fluency: Count forward to 100 from number.

Tasks:

1. Watch the instructional video or use the chart to learn about ways to make the number 10..
2. Practice with the [monster riddles](#) for Day 1.
3. Complete the problem solving activity:



any

anchor

Instructional Video

https://videoportal.virtualsc.org/media/5K+Math+Week+3+Day+1+Composing+Ten+Numbers/1_aatoob9a/165660641

Optional Activities

https://youtu.be/mRLmJ_vPWck

Printables:

<https://scremotelearning.com/wp-content/uploads/2020/05/5K-Math-Week-3->

There were 15 apples in the tree. The wind blew 5 apples off the tree. Now how many apples are in the tree?

**Other
Activities**

Giving Unit Vocabulary Cards: Use these cards. Practice reading these words each day. Talk to a family member about what each word means. Pick a different word each day to draw a picture to match the word.

<p>giving</p> 	<p>quiet</p> 
<p>love</p> 	<p>whisper</p> 
<p>shade</p> 	<p>stump</p> 

eLearning Plans for Kindergarten, **Week #3**

Complete the daily tasks for each subject. Click the links on the right side to view each day's lessons in ELA, Math, and Health/Social-Emotional Wellbeing to access the activities.

Day 2

Videos, Activities,
Handouts

ELA

Topic: Visualizing the setting in a story

Word of the Week: giving **Word Family:** -in word family



Tasks:

1. Watch the instructional video or use the anchor chart to learn about visualization.
2. Use the [visualization printable](#) to practice for Day 2.
3. Using your independent reading book, visualize the setting in the book.
4. Read a book for 20 minutes.

Word Work Activities

Enjoy listening to The -in Word family "bin"

<https://www.youtube.com/watch?v=P6UFtbsLXPY&t=38s>

Instructional Video

https://videoportal.virtuallsc.org/media/5K+ELA+Week+3+Day+2+Visualization%2C+Part+2/1_308h1tk4/165660571

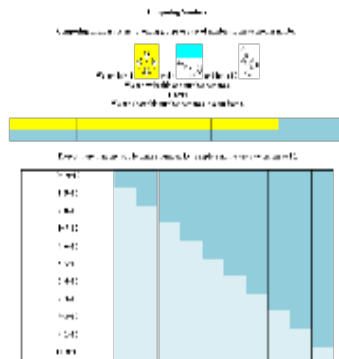
MATH

Topic: Composing and Decomposing Numbers

Daily Math Fluency: Count forward to 100 from any number.

Tasks:

1. Watch the instructional video or use the anchor chart to learn about ways to decompose numbers.



2. Practice with the [ways to make 10 printable](#) for Day 2.

Instructional Video

https://videoportal.virtuallsc.org/media/5K+Math+Week+3+Day+2+Composing+and+Decomposing/1_l3xu2hdb/165660641

Optional Activities

https://youtu.be/mRLmJ_vPWck

Printables:

<https://scremotelearning.com/wp-content/uploads/2020/05/5K-Math-Week-3-printables.pdf>

3. Complete the problem solving activity:

I see 9 birds in the tree. The cat scared 4 birds away. How many birds are in the tree?

Problem Solving Strategies

Draw a picture



Use objects



Act it out



Write a number



Other Activities

giving



quiet



love



whisper



shade



stump



Use these cards. Practice reading these words each day. Talk to a family member about what each word means. Pick a different word each day to draw a picture to match the word.

eLearning Plans for Kindergarten, **Week #3**

Complete the daily tasks for each subject. Click the links on the right side to view each day's lessons in ELA, Math, and Health/Social-Emotional Wellbeing to access the activities.

Day 3

Videos, Activities, Handouts

ELA

Topic: Visualizing the main idea in a story

Word of the Week: giving **Word Family:** -in word family



Tasks:

1. Watch the instructional video or use the anchor chart to learn about visualization.
2. Use the [visualization printable](#) to practice for Day 3.
3. Using your independent reading book, visualize the main idea in the book.
4. Read a book for 20 minutes.

Word Work Activities

Enjoy listening to The -in Word family "bin"

<https://www.youtube.com/watch?v=P6UFtbsLXPY&t=38s>

Instructional Video

https://videoportal.virtuallsc.org/media/5K+ELA+Week+3+Day+3+Visualization%2C+Part+3/1_oes1r1c3/165660571

MATH

Topic: Addition Story Problems

Daily Math Fluency: Count forward to 100 from any number.

Tasks:

1. Watch the instructional video or use the anchor chart to learn about addition.

Solving Story Problems in Math

Read the story. Pay attention to the words. Are we adding or subtracting?
Addition Words: More, Sun, Join, Together
Subtraction Words: Left over, Take away, Less, Fewer

Write a number sentence. Number sentences explain the math in the story.
Example: There are 2 dogs and 1 cat in the yard. How many animals are there all together?
 $2 + 1 = 3$

Draw a picture to help you see the problem.
Example: There are 2 dogs and 1 cat in the yard. How many animals are there all together?
|| | count up your tally marks

2. Practice with the [word problems printable](#) for Day 3.
3. Complete the problem solving activity:

Instructional Video

https://videoportal.virtuallsc.org/media/5K+Math+Week+3+Day+3+Solving+Addition+Story+Problems/1_8xqy97li/165660641

Optional Activities

<https://www.commoncoresheets.com/Math/Addition/Word%20Addition%20Within%2010/English/1.pdf>

<https://www.commoncoresheets.com/Math/Addition/Word%20Addition%20Within%2010/English/1.pdf>

I made 7 star shaped cookies. My brother ate 2 of the cookies. How many cookies do I have left?

Problem Solving Strategies

Draw a picture



Use objects



Act it out



Write a number sentence

$$1+1=2$$



[oWithin%2010/English/1.pdf](#)

<https://www.commoncoresheets.com/Math/Subtraction/Word%20within%2010/English/1.pdf>

Printables:

<https://scremotelearning.com/wp-content/uploads/2020/05/5K-Math-Week-3-printables.pdf>

Other Activities

<p>giving</p> 	<p>quiet</p> 
<p>love</p> 	<p>whisper</p> 
<p>shade</p> 	<p>stump</p> 

Use these cards. Practice reading these words each day. Talk to a family member about what each word means. Pick a different word each day to draw a picture to match the word.

eLearning Plans for Kindergarten, **Week #3**

Complete the daily tasks for each subject. Click the links on the right side to view each day's lessons in ELA, Math, and Health/Social-Emotional Wellbeing to access the activities.

Day 4

Videos, Activities,
Handouts

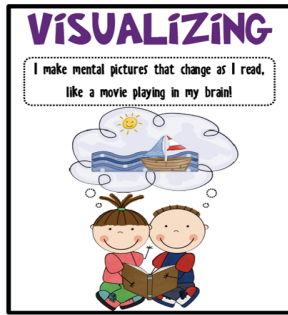
ELA

Topic: Visualizing the plot in a story

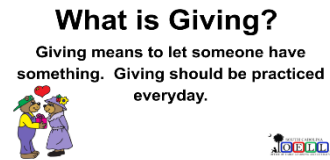
Word of the Week: giving **Word Family:** -in word family

Tasks:

1. Watch the instructional video or use the anchor chart to learn about visualization.



2. Use the [visualization printable](#) to practice for Day 4.
3. Using your independent reading book, visualize the plot in the book.
4. Read a book for 20 minutes.



Word Work Activities

Enjoy listening to The -in Word family "bin"

<https://www.youtube.com/watch?v=P6UFtbsLXPY&t=38s>

Instructional Video

https://videoportal.virtuallsc.org/media/5K+ELA+Week+3+Day+4+Visualization%2C+Part+4/1_hd9v6xet/165660571

MATH


Topic: Subtraction Story Problems

Daily Math Fluency: Count forward to 100 from any number.

Tasks:

1. Watch the instructional video or use the anchor chart to learn about ways to make 10.

[Solving Story Problems in Math](#)



2. Practice with the [word problems printable](#) for Day 4.

Instructional Video

https://videoportal.virtuallsc.org/media/5K+Math+Week+3+Day+4+Solving+Subtraction+Story+Problems/1_3441qo87/165660641

Optional Activities

<https://www.commoncoresheets.com/Math/Addit>

3. Complete the problem solving activity:
 Martha has 5 teddy bears. She gives 3 of them to her sister, Alyssa. How many teddy bears does Martha have now?

Problem Solving Strategies

Draw a picture



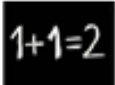
Use objects



Act it out



Write a number sentence



[ion/Word%20Addition%20Within%2010/English/1.pdf](https://www.commoncoresheets.com/Math/Addition/Word%20Addition%20Within%2010/English/1.pdf)

<https://www.commoncoresheets.com/Math/Addition/Word%20Addition%20Within%2010/English/1.pdf>

<https://www.commoncoresheets.com/Math/Subtraction/Word%20within%2010/English/1.pdf>

Printables:

<https://scremotelearning.com/wp-content/uploads/2020/05/5K-Math-Week-3-printables.pdf>

Other Activities

Giving Unit Vocabulary Cards: Use these cards. Practice reading these words each day. Talk to a family member about what each word means. Pick a different word each day to draw a picture to match the word.

giving 	quiet 
love 	whisper 
shade 	stump 

eLearning Plans for Kindergarten, **Week #3**

Complete the daily tasks for each subject. Click the links on the right side to view each day's lessons in ELA, Math, and Health/Social-Emotional Wellbeing to access the activities.

Day 5

Videos, Activities,
Handouts


ELA

Topic: Visualizing the ending of a story

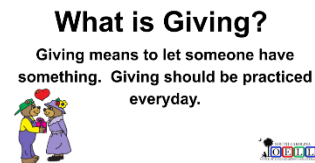
Word of the Week: giving **Word Family:** -in word family

Tasks:

1. Watch the instructional video or use the anchor chart to learn about visualization.



2. Use the [visualization printable](#) to practice for Day 5.
3. Using your independent reading book, visualize the ending in the book.
4. Read a book for 20 minutes.



Word Work Activities

Enjoy listening to The -in Word family "bin"
<https://www.youtube.com/watch?v=P6UFtbsLXPY&t=38s>

Instructional Video

https://videoportal.virtuallsc.org/media/5K+ELA+Week+3+Day+5+Visualization%2C+Part+5/1_4nlfakoi/165660571

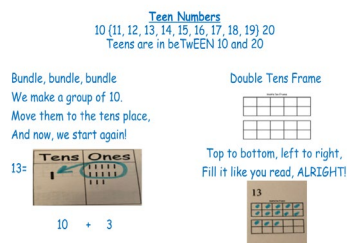
MATH

Topic: Decomposing/Subtraction Story Problems

Daily Math Fluency: Count forward to 100 from any number.

Tasks:

1. Watch the instructional video or use the anchor chart to learn about decomposing and subtraction.



Instructional Video

https://videoportal.virtuallsc.org/media/5K+Math+Week+3+Day+5+Decomposing+Teen+Numbers/1_xobolrke/165660641

Optional Activities

<https://youtu.be/1W5aYi3lkho>

<https://youtu.be/uedvwH6Ay18>

2. Practice with the [decomposing numbers printable](#) for Day 5.
3. Complete the problem solving activity:

Brett builds 9 sandcastles on the seashore. 6 get washed away by waves. How many of Brett's sandcastles remain on the seashore?

Problem Solving Strategies

Draw a picture



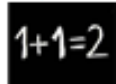
Use objects



Act it out



Write a number sentence



<https://youtu.be/MmLMU8BqyKw>

<https://youtu.be/mB5WwjYw8Lo>

Printables:

<https://scremotelearning.com/wp-content/uploads/2020/05/5K-Math-Week-3-printables.pdf>

Other Activities

Giving Unit Vocabulary Cards: Use these cards. Practice reading these words each day. Talk to a family member about what each word means. Pick a different word each day to draw a picture to match the word.

<p>giving</p>	<p>quiet</p>
<p>love</p>	<p>whisper</p>
<p>shade</p>	<p>stump</p>