

eLearning Plans for Kindergarten, **Week # 2**

Complete the daily tasks for each subject. Click the links on the right side to view each day's lessons in ELA, Math, and Health/Social-Emotional Wellbeing to access the activities.

**Day 1**

Videos, Activities, Handouts

**ELA**

**Topic:** Using clues from the pictures and what we already know to make an inference.

**Word of the Week:** Kindness

**Word family:** practice -et word family



**Tasks:**

1. Watch the instructional video or use the anchor chart to learn more about making inferences.
2. Use the [making inferences printable](#) to practice for Day 1.
3. Using your independent reading book, be a detective and look for clues in the picture. Make an inference of what you may be thinking based on the clues in the cover picture and what you already know.
4. Read a book for 20 minutes.

**Word Work Activities**

<https://www.youtube.com/watch?v=JMj9SKh611g>

**Instructional Video**

[https://videoportal.virtualsc.org/media/5K+ELA+Week+2+Day+1+Kindness+and+Inferences%2C+Part+1/1\\_wk5l pjsl/165660571](https://videoportal.virtualsc.org/media/5K+ELA+Week+2+Day+1+Kindness+and+Inferences%2C+Part+1/1_wk5l pjsl/165660571)

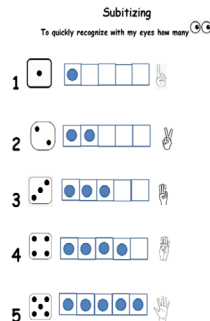
**MATH**

**Topic:** Subitizing

**Daily Math Fluency:** Practice rote counting to 100 by 10's.

**Tasks:**

1. Watch the instructional video or use the anchor chart to learn about subitizing.



**Instructional Video**

[https://videoportal.virtualsc.org/media/5K+Math+Week+2+Day+1+Subitizing%2C+Part+1/1\\_o7zdsuww/165660641](https://videoportal.virtualsc.org/media/5K+Math+Week+2+Day+1+Subitizing%2C+Part+1/1_o7zdsuww/165660641)

**Optional Activities**

[https://www.youtube.com/watch?v=WRg\\_\\_tGGbRo](https://www.youtube.com/watch?v=WRg__tGGbRo)  
<https://www.youtube.com/watch?v=nLslrNXxZW0>

- Practice with the [subitizing printable](#) for Day 1.
- Complete the problem solving activity:

I used 7 legos to build a fort. Then I used 4 more legos. How many legos did I use altogether to build my fort?

**Problem Solving Strategies**

Draw a picture



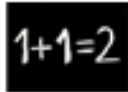
Use objects



Act it out



Write a number sentence



<https://www.youtube.com/watch?v=j0ceWNFCuUQ>  
<https://www.youtube.com/watch?v=HnhFgOCTrvq>  
<https://www.youtube.com/watch?v=eB71PqQ3yHk>  
<https://www.youtube.com/watch?v=tbel7Bjdhgs>

**Printables:**

<https://scremotelearning.com/wp-content/uploads/2020/05/July-Math-Week-2-Printables-1.pdf>

**Other Activities**

Kindness is being nice and helping others. Ask your parents or an older sibling to record a video of you explaining what kindness means to you and ways you can be kind.



<https://www.today.com/video/these-little-kids-explaining-what-kindness-means-will-melt-your-heart-578104387687>

<https://www.youtube.com/watch?v=cFmZV5THGYc>

Complete the daily tasks for each subject. Click the links on the right side to view each day's lessons in ELA, Math, and Health/Social-Emotional Wellbeing to access the activities.

**Day 2**

Videos, Activities, Handouts

**ELA**

**Topic:** Using clues from the pictures and what we already know to make an inference

**Word of the Week:** Kindness

**Word family:** practice -et word family



**Tasks:**

1. Watch the instructional video or use the anchor chart to learn about making inferences.
2. Use the [making inferences printable](#) to practice for Day 2.
3. Read a book for 20 minutes
4. Using your independent reading book, see what inferences you are making about the characters or what might be happening by looking at the pictures.



**Word Work Activities**

<https://www.youtube.com/watch?v=JMjqSKh611g>

**Instructional Video**

[https://videoportal.virtuallsc.org/media/5K+ELA+Week+2+Day+2+Kindness+and+Inferences%2C+Part+2/1\\_uzpi2p9r/165660571](https://videoportal.virtuallsc.org/media/5K+ELA+Week+2+Day+2+Kindness+and+Inferences%2C+Part+2/1_uzpi2p9r/165660571)

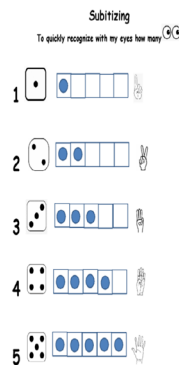
**MATH**

**Topic:** Subitizing

**Daily Math Fluency:** Practice rote counting to 100 by 10's.

**Tasks:**

1. Watch the instructional video or use the anchor chart to learn about subitizing.



**Instructional Video**

[https://videoportal.virtuallsc.org/media/5K+Math+Week+2+Day+2+Subitizing%2C+Part+2/1\\_1fnsdkqt/165660641](https://videoportal.virtuallsc.org/media/5K+Math+Week+2+Day+2+Subitizing%2C+Part+2/1_1fnsdkqt/165660641)

**Optional Activities**

<https://www.youtube.com/watch?v=1L8blDeW5c0>

**Printables:**

<https://scremotelearning.com/wp->

- Practice with the [subitizing printable](#) for Day 2.
- Complete the problem solving activity:

My dad brought 13 popsicles to my pool party to share with my friends. My mom brought 7 more popsicles to my pool party. How many popsicles did we have to share in all?

Problem Solving Strategies

Draw a picture



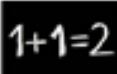
Use objects



Act it out



Write a number sentence



<content/uploads/2020/05/July-Math-Week-2-Printables-1.pdf>

## Other Activities

Kindness is being nice and helping others. Kindness should be practiced every day. Sometimes we show kindness by sharing our toys. Draw a picture of a time when you showed kindness, perhaps by sharing your toy with someone.



<https://www.youtube.com/watch?v=tJ8cKwKELiU>

Complete the daily tasks for each subject. Click the links on the right side to view each day's lessons in ELA, Math, and Health/Social-Emotional Wellbeing to access the activities.

**Day 3**

Videos, Activities, Handouts

**ELA**

**Topic:** Using clues from the pictures and what we already know to make an inference

**Word of the Week:** Kindness

**Word family:** practice -et word family



**Tasks:**

1. Watch the instructional video or use the anchor chart to learn about making inferences.
2. Use the [making inferences printable](#) to practice for Day 3.
3. Read a book for 20 minutes
4. Using your independent reading book, see what inferences you are making about the characters or what might be happening by looking at the pictures.



**Word Work Activities**

<https://www.youtube.com/watch?v=JMjgSKh611g>

**Instructional Video**

[https://videoportal.virtuallsc.org/media/5K+ELA+Week+2+Day+3+Kindness+and+Inferences%2C+Part+3/1\\_c8wgggbte/165660571](https://videoportal.virtuallsc.org/media/5K+ELA+Week+2+Day+3+Kindness+and+Inferences%2C+Part+3/1_c8wgggbte/165660571)

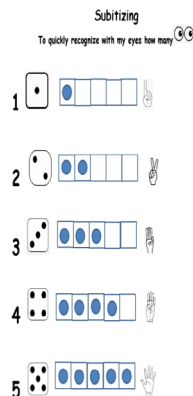
**MATH**

**Topic:** Subitizing

**Daily Math Fluency:** Practice rote counting to 100 by 10's.

**Tasks:**

1. Watch the instructional video or use the anchor chart to learn about subitizing.



**Instructional Video**

[https://videoportal.virtuallsc.org/media/5K+Math+Week+2+Day+3+Subitizing+by+Grouping+Quantities/1\\_rsg5618l/165660641](https://videoportal.virtuallsc.org/media/5K+Math+Week+2+Day+3+Subitizing+by+Grouping+Quantities/1_rsg5618l/165660641)

**Optional Activities**

<https://www.youtube.com/watch?v=1L8bIDeW5co>

**Printable:**

<https://scremotelearning.com/wp-content/uploads/2020/05/>

- Practice with the [subitizing printable](#) for Day 3.
- Complete the problem solving activity:

I read 4 books this week and my grandma sent me 3 more books to read in the mail for my birthday. How many books will I have read in all when I finish reading the books my grandma sent?

**Problem Solving Strategies**

Draw a picture



Use objects



Act it out



Write a number sentence

$$1+1=2$$

[July-Math-Week-2-Printables-1.pdf](#)

**Other Activities**

Kindness is being nice and helping others. Kindness should be practiced every day. One way to show kindness is doing something nice like give someone else your seat or pick up trash. Make a list of things you could do to help someone like a family member, a friend, or a teacher.



Complete the daily tasks for each subject. Click the links on the right side to view each day's lessons in ELA, Math, and Health/Social-Emotional Wellbeing to access the activities.

**Day 4**

Videos, Activities, Handouts

**ELA**

**Topic:** Using clues from the pictures and what we already know to make an inference

**Word of the Week:** Kindness

**Word family:** practice -et word family



**Tasks:**

1. Watch the instructional video or use the anchor chart to learn about making inferences.
2. Use the [making inferences printable](#) to practice for Day 4.
3. Read a book for 20 minutes
4. Using your independent reading book, see what inferences you are making about the characters or what might be happening by looking at the pictures.



**Word Work Activities**

<https://www.youtube.com/watch?v=JMiqSKh611g>

**Instructional Video**

[https://videoportal.virtuallsc.org/media/5K+ELA+Week+2+Day+4+Kindness+and+Inferences%2C+Part+4/1\\_7ux7dacz/165660571](https://videoportal.virtuallsc.org/media/5K+ELA+Week+2+Day+4+Kindness+and+Inferences%2C+Part+4/1_7ux7dacz/165660571)

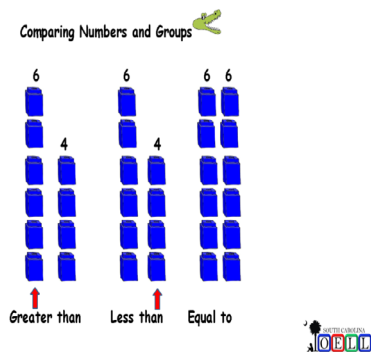
**MATH**

**Topic:** Greater Than, Less Than, Equal To

**Daily Math Fluency:** Practice rote counting to 100 by 10's.

**Tasks:**

1. Watch the instructional video or use the anchor chart to learn about greater than, less than and equal to..



**Instructional Video**

[https://videoportal.virtuallsc.org/media/5K+Math+Week+2+Day+4+Matching+and+Counting%2C+Part+1/1\\_ig946i1f/165660641](https://videoportal.virtuallsc.org/media/5K+Math+Week+2+Day+4+Matching+and+Counting%2C+Part+1/1_ig946i1f/165660641)

**Optional Activities:**

<https://youtu.be/kagzbpCqXBI>  
<https://youtu.be/M6Efzu2slal>  
<https://youtu.be/BfOj86dTxuk>

- Practice with the [greater than printable](#) for Day 4.
- Complete the problem solving activity:  
Josh caught 8 fish but 3 fish got away. How many fish did he have left?

**Problem Solving Strategies**

Draw a picture



Use objects



Act it out



Write a number sentence

$$1+1=2$$

**Printables:**

<https://scremotelearning.com/wp-content/uploads/2020/05/July-Math-Week-2-Printables-1.pdf>

**Other Activities**

Kindness is being nice and helping others. Kindness should be practiced every day. One way to show kindness is putting a smile on someone's face. Think of a time when you made someone smile. Write a story about a time you made someone smile!





## eLearning Plans for Kindergarten, **Week # 2**

Complete the daily tasks for each subject. Click the links on the right side to view each day's lessons in ELA, Math, and Health/Social-Emotional Wellbeing to access the activities.

### Day 5

Videos, Activities,  
Handouts

#### ELA

**Topic:** Using clues from the pictures and what we already know to make an inference

**Word of the Week:** Kindness

**Word family:** practice -et word family



**Tasks:**

1. Watch the instructional video or use the anchor chart to learn about making inferences.
2. Use the [making inferences printable](#) to practice for Day 5.
3. Read a book for 20 minutes
4. Using your independent reading book, what inferences did you make about a character, action, or situation using one of the pictures in your book?



#### Word Work Activities

Enjoy listening to The -age Word family "Sage!"  
<https://www.youtube.com/watch?v=cAAZU5kzGqI>

#### Instructional Video

[https://videoportal.virtuallsc.org/media/5K+ELA+Week+2+Day+5+Kindness+and+Inferences%2C+Part+5/1\\_wv0w2u6z/165660571](https://videoportal.virtuallsc.org/media/5K+ELA+Week+2+Day+5+Kindness+and+Inferences%2C+Part+5/1_wv0w2u6z/165660571)

#### MATH

**Topic:** Greater Than, Less Than, Equal To

**Daily Math Fluency:** Practice rote counting to 100 by 10's.

**Tasks:**

1. Watch the instructional video or use the anchor chart to learn about greater than, less than and equal to.



2. Practice with the [less than printable](#) for Day 5.
3. Complete the problem solving activity:

Jen broke 4 eggs for the cake and 2 eggs for the omelet. How many eggs did Jen break?

#### Instructional Video




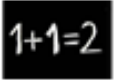
[https://videoportal.virtuallsc.org/media/5K+Math+Week+2+Day+5+Matching+and+Counting%2C+Part+2/1\\_k264q06y/165660641](https://videoportal.virtuallsc.org/media/5K+Math+Week+2+Day+5+Matching+and+Counting%2C+Part+2/1_k264q06y/165660641)

#### Optional Activities:

<https://youtu.be/kagzbPcqXBI>  
<https://youtu.be/M6Efzu2slal>  
<https://youtu.be/BfOj86dTxuk>

#### Printables:

<https://scremotelearning>

	<p><b>Problem Solving Strategies</b></p> <p>Draw a picture  Use objects </p> <p>Act it out  Write a number sentence </p>	<p><a href="https://www.com/wp-content/uploads/2020/05/July-Math-Week-2-Printables-1.pdf">.com/wp-content/uploads/2020/05/July-Math-Week-2-Printables-1.pdf</a></p>
<p><b>Other Activities</b></p>	<p>Kindness is being nice and helping others. Kindness should be practiced every day. One way to show kindness is helping others. Think about all of the acts of kindness you read about this week in our book. Create a poster to encourage others to "Try a Little Kindness."</p> 