



# I have, Who has?

Practice reading analog and digital clocks in small groups or as a class.

**Includes 32 Playing Cards**




Directions:

1. Shuffle cards and distribute evenly among group members (or throughout class).
2. Each student place cards face up
3. The student with the first card starts by reading their card, the student who can answer the question responds and reads their corresponding card. (After a card is read, it is placed face down)
4. The game ends after all cards are read, (The last card read indicates the game is over)

© Adriel Nutter 2013


<http://www.teacherspayteachers.com/Store/Mrs-Nutter>

**I have the first card**




**Who has  
1:30?**

**I have**




**Who has  
2:25?**

**I have**




**Who has  
5:15?**

**I have**




**Who has  
11:10?**

**I have**




**Who has  
3:50?**

**I have**




**Who has  
12:35?**

**I have**




**Who has  
4:05?**

**I have**




**Who has  
7:55?**

**I have**




**Who has  
6:40?**

**I have**




**Who has  
8:45?**

**I have**




**Who has  
9:20?**

**I have**




**Who has  
11:30?**

**I have**




**Who has  
2:50?**

**I have**




**Who has  
6:15?**

**I have**




**Who has  
10:45?**

**I have**




**Who has  
4:35?**

**I have**




**Who has  
12:40?**

**I have**




**Who has  
1:55?**

**I have**




**Who has  
3:05?**

**I have**




**Who has  
5:10?**

**I have**




**Who has  
7:20?**

**I have**




**Who has  
8:25?**

**I have**




**Who has  
12:15?**

**I have**




**Who has  
9:30?**

**I have**




**Who has  
4:50?**

**I have**




**Who has  
2:40?**

**I have**



**Who has  
8:05?**


**I have**



**Who has  
1:10?**




**I have**




**Who has  
3:30?**

**I have**




**Who has  
5:25?**

**I have**



**Who has  
6:35?**

**I have**



**And I have the  
last card.**

# Thanks for downloading!

If you enjoy this game, check out my “Time Mega Pack” bundle that includes more games, as well as worksheets , quizzes, and lists of helpful texts and websites.

**Helpful Hint:** Cut out the instructions on the front page and attach to a large Ziploc bag to keep all of the pieces together. 😊

I am so happy that you will be able to use this in your classroom!

Keep in mind that this is for individual use by the purchaser. Please do not reproduce this item for use by others (other than your students). If you know someone else who could use it, check out the “Additional License” option on the item webpage. You can buy more copies at a discount. Thanks!

© Adriel Nutter 2013

<http://www.teacherspayteachers.com/Store/Mrs-Nutter>

Thanks! And Enjoy!

*Mrs. Adriel Nutter*

[www.mrsnuttersreaders.blogspot.com](http://www.mrsnuttersreaders.blogspot.com)