

# Comparing Numbers Game Board

## Materials

- Game directions
- Deck of number cards
- Comparing Numbers Game Board

## How to play

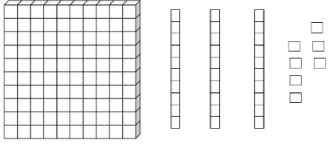


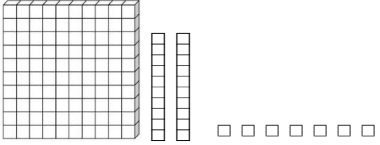
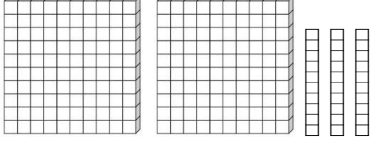


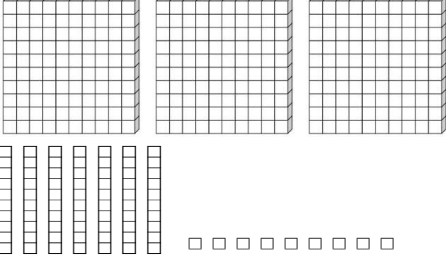
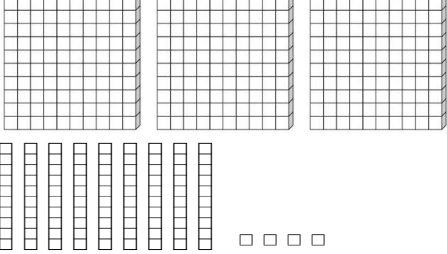
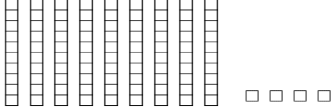
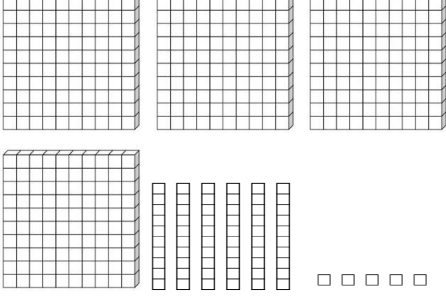
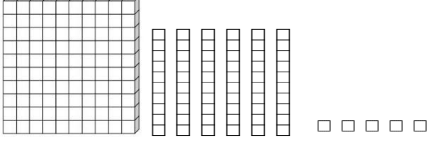
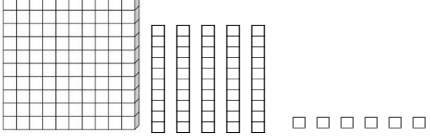
### Two Players

1. Each player flips a card from the deck in the center.
2. Compare the numbers and place them on the game board to make the comparison true.

### One Player

3. Flip 2 cards from the deck in the center.
4. Compare the numbers and place them on the game board to make the comparison true.

Cut the deck of playing cards apart to play.

Cut the deck of playing cards apart to play.

**600**

**127**

**232**

**238**

**87**

**563**

**430**

**532**

**111**

# Comparing Numbers Game Board

